

Lecture Video Access Instructions

Warrington College of Business Administration, University of Florida – August 21, 2013

Introduction

Starting Fall semester 2013, lecture video for all Warrington Undergraduate Electronic Platform courses is provided using the UF MediaSite video system. This change will immediately provide better service to students with mobile devices, and also those students who require closed captioning. The MediaSite system also provides advanced features that we will implement in future semesters.

Device Requirements

MediaSite video content will play on a wide variety of devices: Windows and Macintosh Computers, iPads, iPhones, iPods, Androids, Microsoft Surface, Microsoft Mobile, Blackberry, etc. Students who have recent devices with current software updates should have no problems. For full details on software requirements, visit <https://video.ufl.edu/streaming/mediasite/requirements/>

Getting Started

Go to the Video Lectures webpage at:

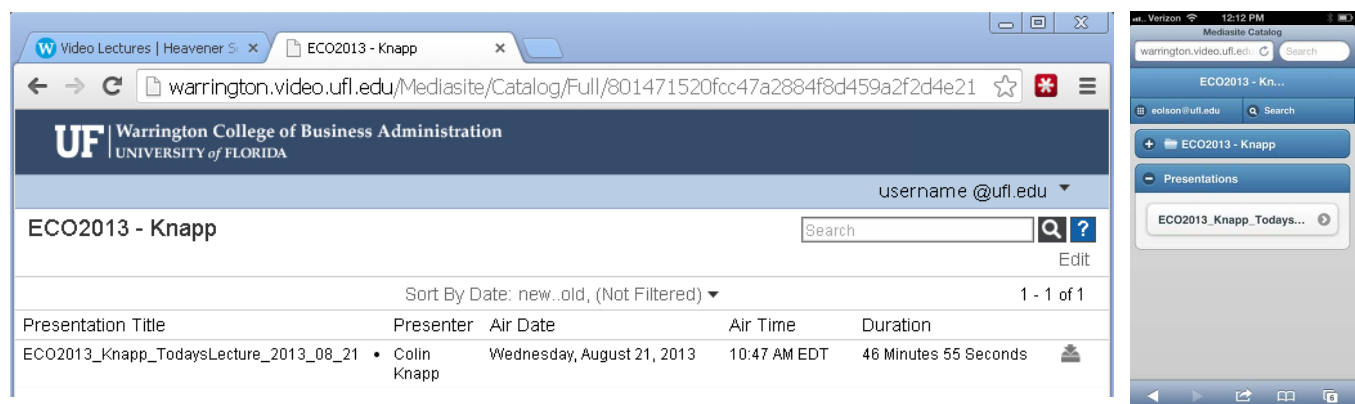
<http://warrington.ufl.edu/undergraduate/MyHeavener/videolectures.asp>

You'll see a complete list of all EP courses, along with their recording schedules. Click a course number to access that course's video library. You will need to login with your Gatorlink username and password to access course videos. Videos are initially available to any current Gatorlink user; however, after the end of UF Drop/Add, access is limited to the students registered for each course.

You can bookmark either the Video Lectures page or your individual course's video library for faster future access.

Video Library

Sample video libraries appear below for desktop/laptop (left) and mobile device (right). Each course's video library displays all available videos. By default, the newest videos appear at the top of the list.



The image shows two side-by-side screenshots of a video library interface. The left screenshot is a desktop browser view of the 'ECO2013 - Knapp' video library. The right screenshot is a mobile device view of the same library.

Desktop View:

- Browser tabs: Video Lectures | Heavener, ECO2013 - Knapp
- Address bar: warrington.video.ufl.edu/Mediasite/Catalog/Full/801471520fcc47a2884f8d459a2f2d4e21
- Header: UF Warrington College of Business Administration UNIVERSITY of FLORIDA
- Username: username @ufl.edu
- Course: ECO2013 - Knapp
- Search bar: Search
- Sort By Date: new..old, (Not Filtered)
- Page: 1 - 1 of 1
- Table:

Presentation Title	Presenter	Air Date	Air Time	Duration
ECO2013_Knapp_TodaysLecture_2013_08_21	Colin Knapp	Wednesday, August 21, 2013	10:47 AM EDT	46 Minutes 55 Seconds

Mobile View:

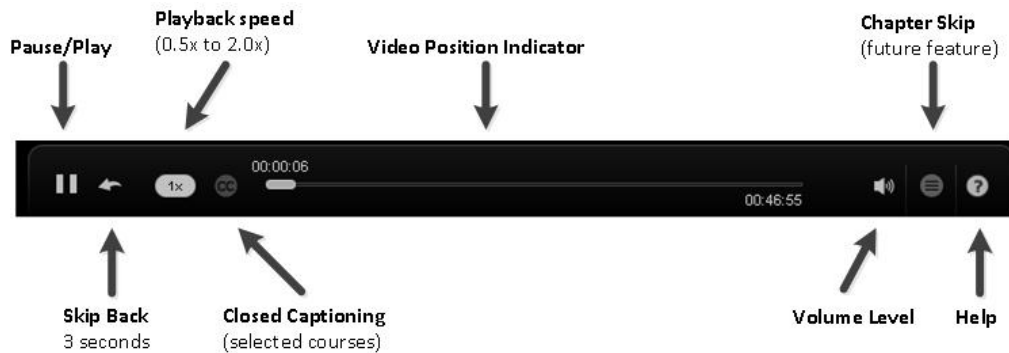
- Carrier: Verizon
- Time: 12:12 PM
- Address bar: warrington.video.ufl.edu
- Search bar: Search
- Course: ECO2013 - Knapp
- Search bar: Search
- Course: ECO2013 - Knapp
- Presentations: ECO2013_Knapp_Todays...

Lecture Video Access Instructions

Warrington College of Business Administration, University of Florida – August 21, 2013

Viewing a Lecture


Video plays within your browser; no special software required. Simply click the lecture's title and it will begin playing. Playback controls appear at the bottom of the playback window. You must be online.



iPhone and iPod Users:

MediaSite video content cannot play within a browser on iPhones or iPods. Users of those devices will need the Mediasite iPhone/iPod app, which is a free download available from the Apple app store. A Wi-Fi connection is required to play video on these devices.

Download to Windows or Macintosh (some assembly required):

You can download a ZIP file that contains the MediaSite player plus the actual MP4 lecture video. On the course video library, just click the  icon to the right of your desired lecture. If the video has not previously been downloaded, then you will need to wait a few minutes for the server to prepare the package. Once the package is ready, you can click the "Download" link. After the ZIP file has downloaded, extract the files to a folder on your computer. To play the video offline from within a browser, open Default.html The actual MP4 video file can be found within the "Content" folder.

Getting Help

- Contact the Warrington College's Technology Assistance Center for walk-in or telephone support. Contact information and hours are published on their website at <http://warrington.ufl.edu/tac>
- UFIT has a MediaSite help webpage at <https://video.ufl.edu/streaming/mediasite/help/> with several useful knowledgebase articles for do-it-yourself tech support.