



**UF** **WARRINGTON**  
COLLEGE of BUSINESS

2020 **Faculty**  
**Update**

US NEWS RANKINGS

#10 Grad | #14 Undergrad | **University of Florida - Warrington College of Business**

## → Aspirational

#1 Grad | #1 Undergrad | **University of California - Berkeley Haas School of Business**#3 Grad | #1 Undergrad | **University of Michigan - Ross School of Business**#6 Grad | #4 Undergrad | **University of North Carolina - Chapel Hill Kenan-Flagler Business School**

## → Comparable

#5 Grad | #3 Undergrad | **University of Texas - Austin McCombs School of Business**#8 Grad | #6 Undergrad | **Indiana University - Kelley School of Business**#6 Grad | #9 Undergrad | **University of Washington - Foster School of Business**#15 Grad | #7 Undergrad | **Ohio State University - Fisher College of Business**#15 Grad | #7 Undergrad | **University of Wisconsin - Madison School of Business**#10 Grad | #9 Undergrad | **University of Minnesota - Twin Cities Carlson School of Management**(unranked) | #9 Undergrad | **University of Illinois College of Business**



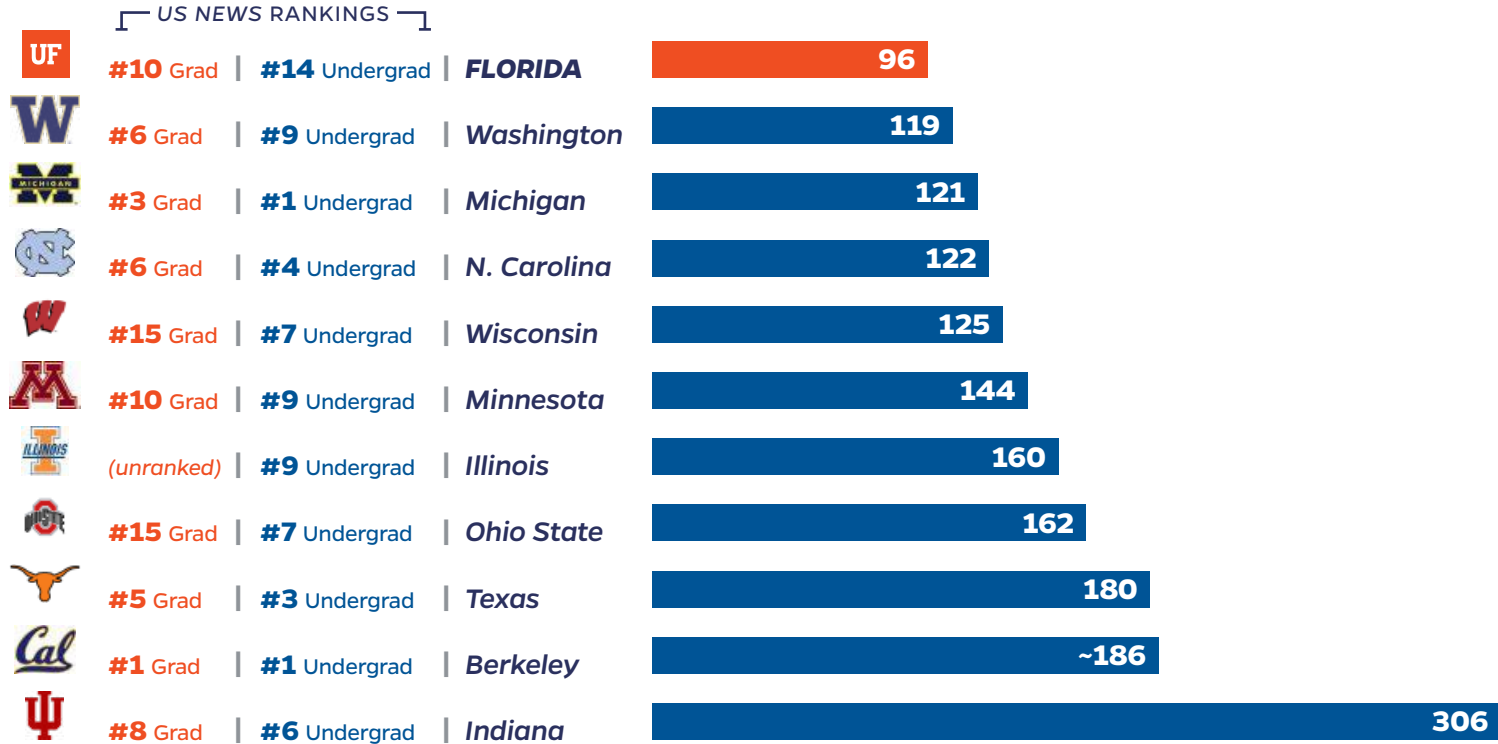


**FACULTY**

# WCB FACULTY STRUCTURE: **121** *Total*

		Accounting (22)	Finance (28)	ISOM (25)	Management (22)	Marketing (18)	Management Communications (6)
TENURE TRACK (79)	Full Professor (33)	4	11	8	5	5	
	Assoc. Prof. (19)	3	2	5	5	4	
	Assist. Prof. (27)	9	7	5	2	4	
	Clinical Professors & Lecturers (42)	6	8	7	10	5	6

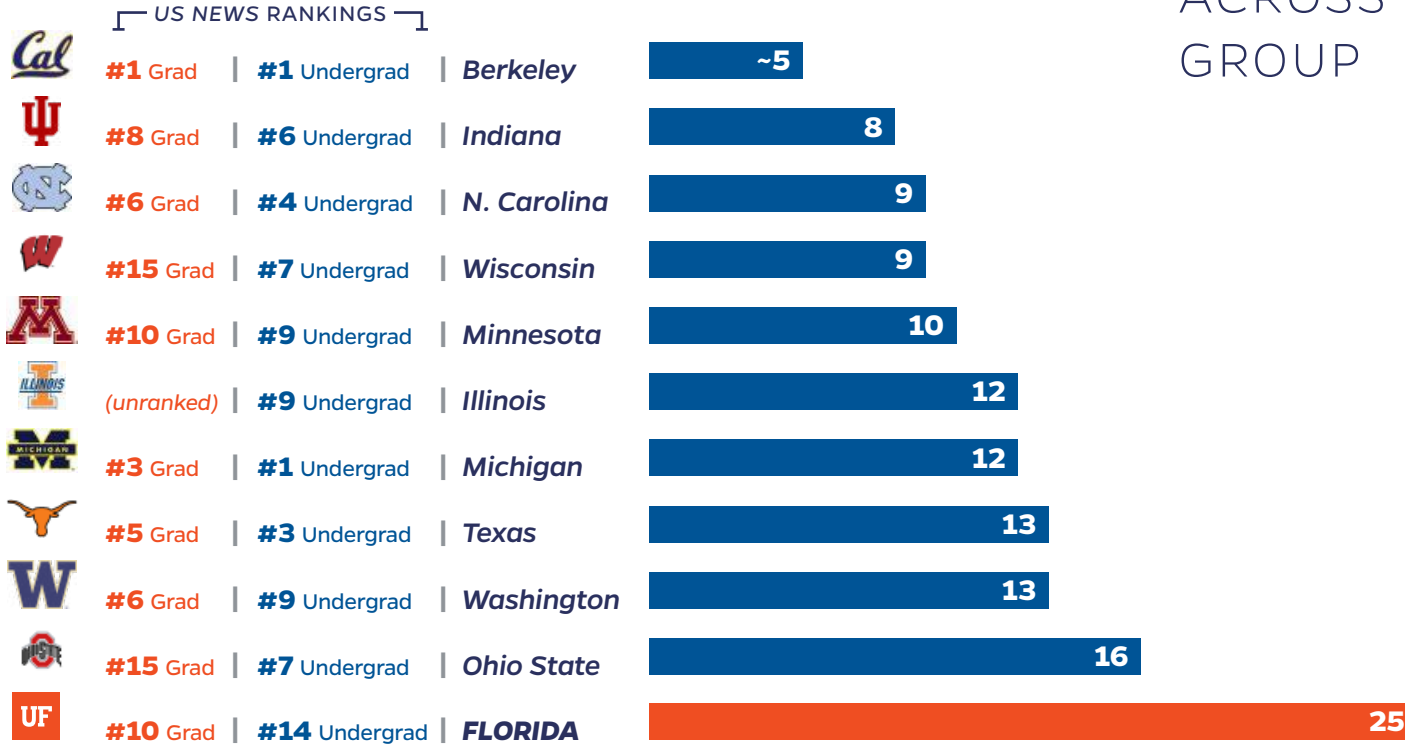
# FACULTY SIZE COMPARISON ACROSS PEER GROUP



Fiscal year 2017-18 (data) for 2018-19 survey

# DEGREES AWARDED PER FACULTY

COMPARISON  
ACROSS PEER  
GROUP



Fiscal year 2017-18 (data) for 2018-19 survey

## Academic

<b>Academic Departments (5)</b>	<b>8</b>
<b>Centers</b>	<b>22.75</b>
Teaching & Learning	6
Entrepreneurship	5
Real Estate	3
Retail	3
PURC	5
Management & Comm	.75

## Administrative

<b>Dean's Office</b>	<b>5</b>
<b>Fisher School</b>	<b>6</b>
<b>Heavener School</b>	<b>25</b>
<b>Hough School</b>	<b>35</b>
MBA (FT & Self-Funded)	22
DBA	1
Specialized Master	12
<b>Career Services</b>	<b>12</b>
<b>Development</b>	<b>8</b>
<b>IT</b>	<b>21</b>
<b>Marketing &amp; Comm Services</b>	<b>11</b>

**TOTAL WCB Staff**

**153.75**



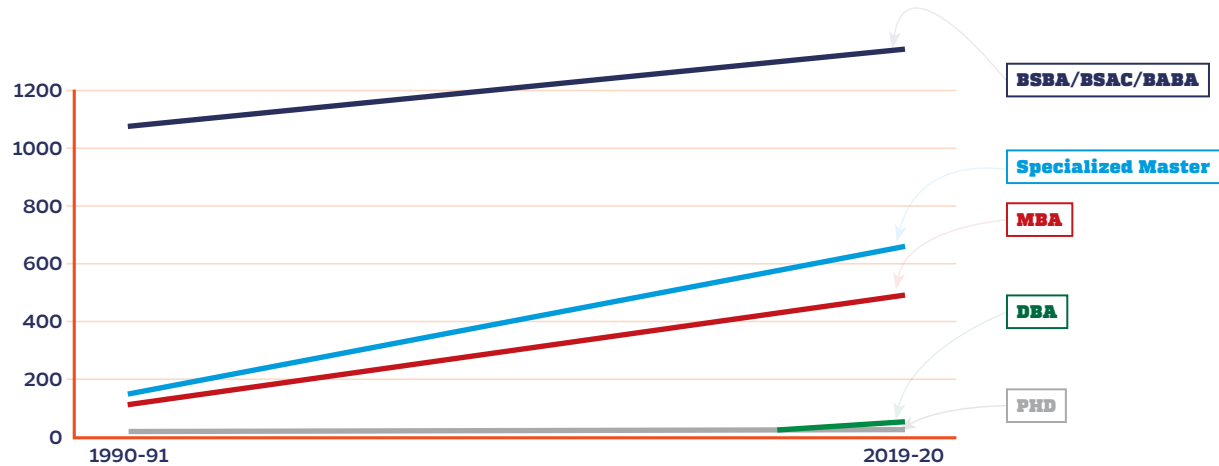


**STUDENTS**



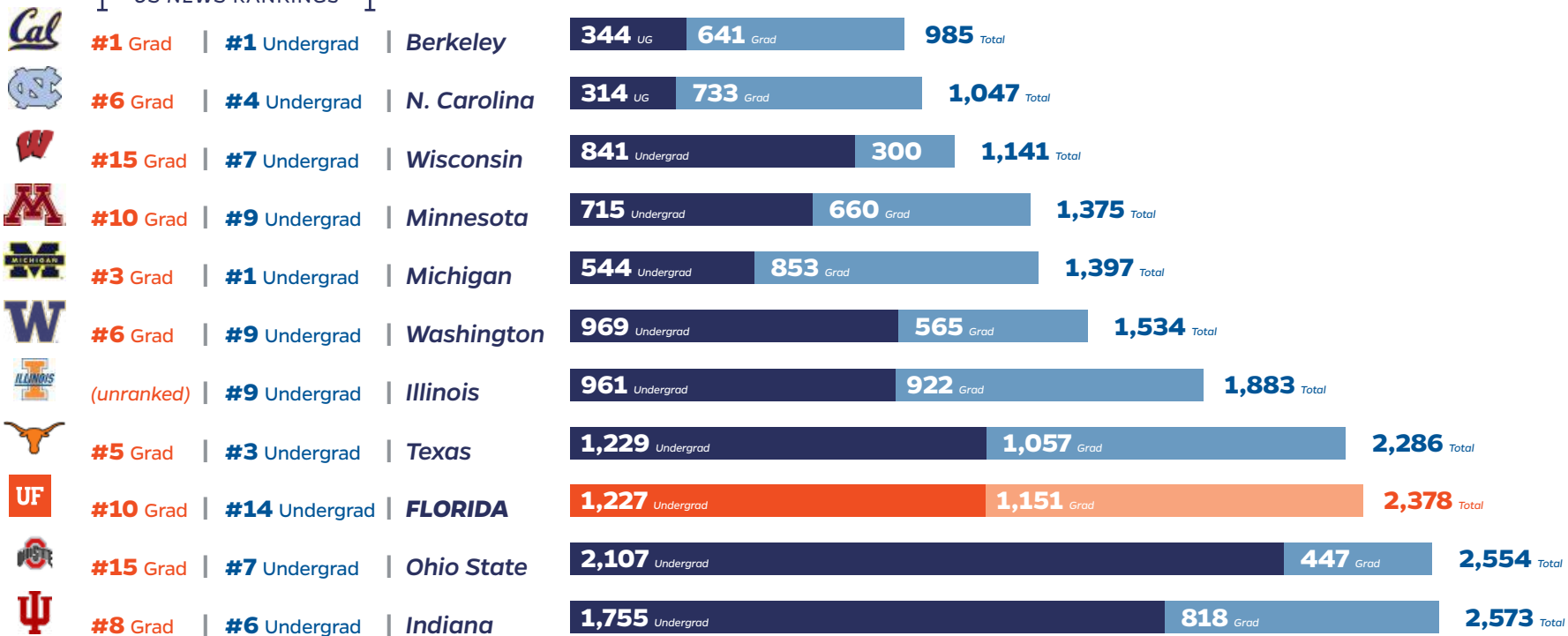
# DEGREES CONFERRED 1990-2020

	1990-91	2014-15	2015-16	2016-17	2017-18	2018-19	2019-20
<b>MBA</b>	84	479	449	488	474	413	472
<b>Specialized Master</b>	130	584	575	637	628	597	648
<b>PhD</b>	17	18	7	11	10	14	4
<b>BSBA/BSAC/BABA</b>	1,070	1,095	1,162	1,193	1,232	1,323	1,303
<b>DBA</b>	-	-	-	-	10	19	23
<b>TOTAL</b>	1,301	2,176	2,193	2,329	2,354	2,366	2,450



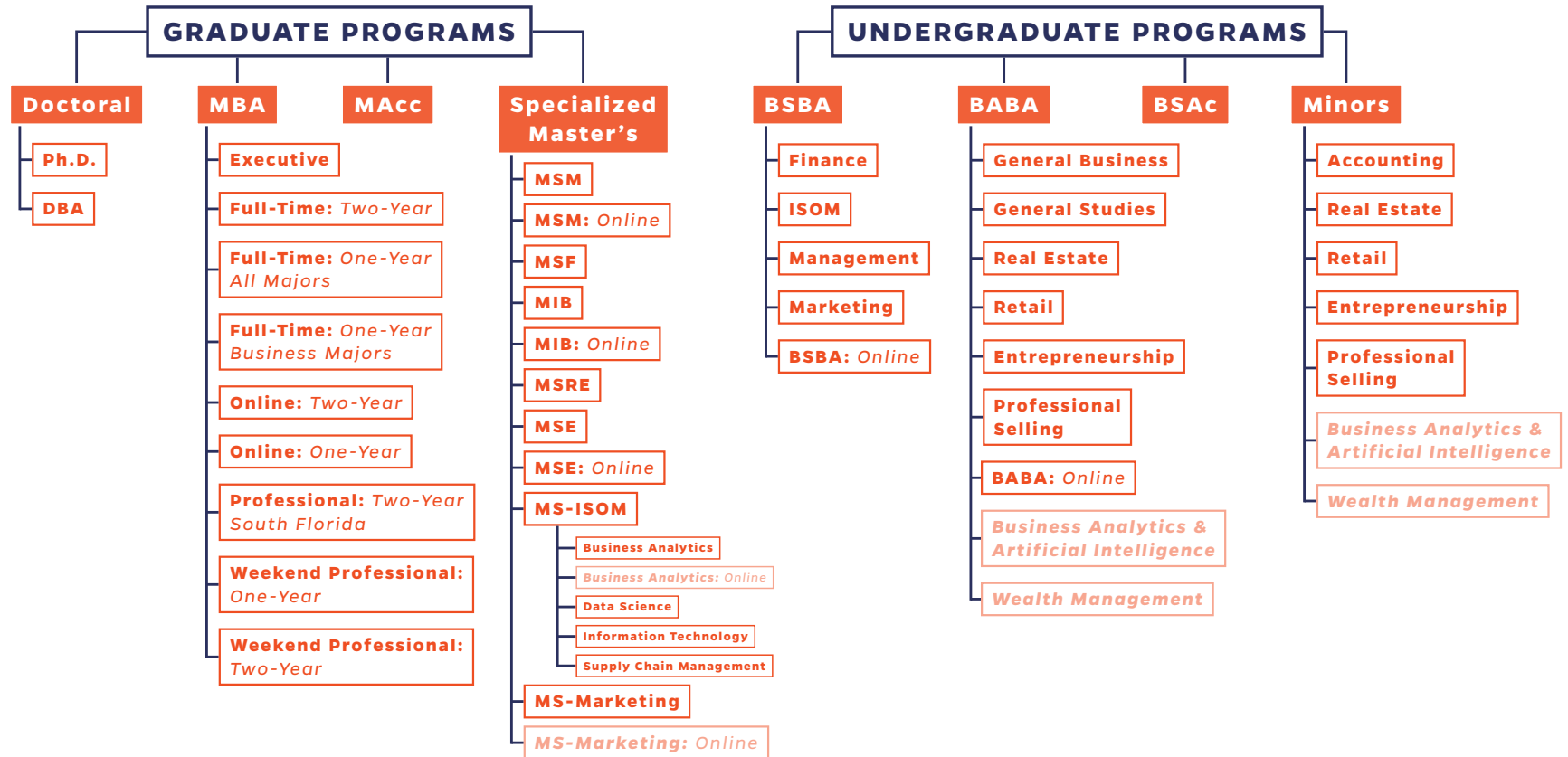
# DEGREES AWARDED COMPARISON ACROSS PEER GROUP

US NEWS RANKINGS



Fiscal year 2017-18 (data) for 2018-19 survey

# DEGREE PROGRAMS 2020-2021





# CAREER OUTCOMES / PLACEMENTS

2009

College-based graduate business career services expanded:  
**MBA & SPECIALIZED MASTER'S**

2017

College-based graduate business career services expanded:  
**ALL WARRINGTON STUDENTS**

2018

**HIRE**Warrington job placement platform launched

**91%** of MBA 2020 class **secured a full-time job** by 3-months post-graduation

**\$130,704**

Average **starting salary + signing bonus** for Full-Time MBA Class of 2020.

Projected according to the US News & World Report MBA ranking methodology

**72%** of Heavener 2020 class **secured a "First Destination"** (full-time job or graduate school enrollment)

**5,262**

Number of **student career coaching appointments** conducted by Business Career Services Coaches and CAP Mentors during the 2019-2020 academic year

**#1** **Alumni rating of Warrington College Career Services** (*The Economist* 2019)  
Second year in a row

**\$73,640**

Average **salary** for Heavener Finance Majors Classes of 2019-2020.

# ARTIFICIAL INTELLIGENCE INITIATIVE

- On July 21, 2020 UF announced a **\$70M artificial intelligence partnership with NVIDIA**
- Will allow UF to create an AI-centric data center that houses the world's fastest AI supercomputer in higher education
- UF plans to integrate AI across all disciplines and is committed to hiring 100 new faculty members focused on AI
- Warrington is well positioned in AI and Analytics:

**41** Faculty

**26** Ph.D. Dissertations

**2** ISOM Degree Tracks  
*(Data Science & Business Analytics)*

**Fortune 500** companies hiring WCB students

**New** Undergraduate course, BABA Specialty and Minor



# FINANCIALS



# WARRINGTON

## FISCAL YEAR

### 2019-20

#### Revenues

State Resources	\$ 43,616,979
Entrepreneurial Activities Operating Revenues	\$ 23,795,362
Contracts & Grants	\$ 379,377
Endowment Earnings & Gift Transfers	\$ 12,675,893
Miscellaneous	\$ 66,814
<b>TOTAL Revenues</b>	<b>\$ 80,534,425</b>

#### Expenses

Salaries and Benefits	\$ 47,718,570
Other Personnel Services	\$ 12,240,326
Operating Expenses	\$ 9,503,585
Scholarship & Financial Aid	\$ 2,716,810
Waivers & Fellowships	\$ 689,408
Overhead Taxes	\$ 8,933,605
<b>TOTAL Expenses</b>	<b>\$ 81,802,304</b>

**NET \$ (1,267,878)**

#### Escrow for Facility Commitments

Heavener Hall Principal & Interest	\$ 281,250
Hough Hall Principal & Interest	-
<b>TOTAL Escrow for Facility Commitments</b>	<b>\$ 281,250</b>

**NET AFTER ESCROW \$ (1,549,128)**

# UPDATED UF BUDGET MODEL

Tuition (Calendar Year of 2019) 70% By Teaching/30% By Enrollment											Tuition W/O Undergrad OOS Fee	FY21 General Fund Supplement	
College	In State Tuition				In State Tuition Total	Out of State Tuition				Out of State Tuition Total	Grand Total	Total	Total
	Under Grad	Grad 1	Grad 2	Prof		Under Grad	Grad 1	Grad 2	Prof				
Arts	5,492,992	269,355	148,176		5,910,523	2,045,032	65,225	621		2,110,878	8,021,401	5,976,369	15,809,481
Design, Construction & Planning	3,935,551	1,934,227	731,248		6,601,026	1,587,313	820,864	252,327		2,660,505	9,261,531	7,674,217	7,526,454
Liberal Arts & Sciences	51,153,318	1,436,822	3,523,157		56,113,297	22,043,307	343,083	373,506		22,759,895	78,873,192	56,829,885	86,934,873
<b>Business Administration</b>	<b>12,175,403</b>	<b>9,799,122</b>	<b>70,668</b>		<b>22,045,193</b>	<b>7,989,590</b>	<b>3,489,367</b>	<b>11,874</b>		<b>11,490,831</b>	<b>33,536,023</b>	<b>25,546,433</b>	<b>9,648,121</b>
Education	2,357,383	3,780,941	3,181,683		9,320,007	1,366,302	575,864	338,075		2,280,241	11,600,248	10,233,945	9,932,739
Engineering	18,229,043	9,886,390	8,292,897		36,408,329	5,008,262	8,160,403	1,776,144		14,944,809	51,353,138	46,344,877	55,577,830
Journalism & Communications	6,386,916	541,838	88,775		7,017,529	3,286,452	276,774	19,443		3,582,670	10,600,199	7,313,747	7,990,613
Law	449	1,696,827	15,209,505		16,906,781		393,512	2,148,853		2,542,365	19,449,146	19,449,146	10,588,222
Health & Human Performance	7,181,650	1,197,774	301,755		8,681,179	3,898,312	536,961	80,465		4,515,738	13,196,917	9,298,605	6,127,929
Veterinary Medicine	55,562	99,944	152,370	8,699,853	9,007,729	9,844	16,841	24,892	19,976	71,554	9,079,283	9,069,439	22,575,005
Medicine	1,303,903	3,355,539	1,999,916	15,096,791	21,756,148	290,245	712,776	120,225	27,939	1,151,186	22,907,334	22,617,089	66,633,785
Nursing	2,081,728	857,949	1,668,337		4,608,015	668,088	46,934	174,485		889,508	5,497,522	4,829,434	6,128,863
Pharmacy	79,194	46,619	18,935,084		19,060,897	45,352	59,536	104,713		209,601	19,270,498	19,225,146	4,188,878
Public Health & Health Professions	3,179,996	5,318,336	4,071,620	2,310	12,572,262	831,118	608,646	176,080		1,615,843	14,188,105	13,356,987	7,318,147
Dentistry		538,406		11,958,015	12,496,421		196,434		201,759	398,192	12,894,614	12,894,614	16,089,527
PHHP-COM Integrated Programs	1,102	320,420	334,624		656,146	5,063	226,444	21,633		253,139	909,286	904,223	220,971
DOCE	2,194,314				2,194,314	1,706,929				1,706,929	3,901,243	2,194,314	1,035,590
Latin American Studies	67,114	213,121	35,693		315,928	26,844	8,469	8,112		43,424	359,352	332,509	2,627,221
Agricultural and Life Sciences	14,182,188	2,471,345	3,363,589		20,017,122	4,685,091	450,847	476,568		5,612,506	25,629,628	20,944,537	27,501,867
<b>Grand Total</b>	<b>130,057,804</b>	<b>43,764,975</b>	<b>62,109,097</b>	<b>35,756,970</b>	<b>271,688,845</b>	<b>55,493,144</b>	<b>16,988,980</b>	<b>6,108,015</b>	<b>249,675</b>	<b>78,839,813</b>	<b>350,528,658</b>	<b># 295,035,515</b>	<b>364,456,119</b>

# UPDATED UF BUDGET MODEL

Tuition (Calendar Year of 2019) 70% By Teaching/30% By Enrollment											Tuition W/O Undergrad OOS Fee	FY21 General Fund Supplement	
College	In State Tuition				In State Tuition Total	Out of State Tuition				Out of State Tuition Total	Grand Total	Total	Total
	Under Grad	Grad 1	Grad 2	Prof		Under Grad	Grad 1	Grad 2	Prof				
Arts	5,492,992	269,355	148,176		5,910,523	2,045,032	65,225	621		2,110,878	8,021,401	5,976,369	15,809,481
Design, Construction & Planning	3,935,551	1,934,227	731,248		6,601,026	1,587,313	820,864	252,237		2,660,505	9,261,531	7,674,217	7,526,454
Liberal Arts & Sciences	51,153,318	1,436,822	3,523,157		56,113,297	22,043,307	343,083	373,506		22,759,895	78,873,192	56,829,885	86,934,873
Business Administration	12,175,403	9,799,122	70,668		22,045,193	7,989,590	3,489,367	11,874		11,490,831	33,536,023	25,546,433	9,648,121
Education	2,357,383	3,780,941	3,181,683		9,320,007	1,366,302	575,864	338,075		2,280,241	11,600,248	10,233,945	9,932,739
Engineering	18,229,043	9,886,350	8,292,897		36,408,329	5,008,262	8,160,403	1,776,144		14,944,809	51,353,138	36,408,329	55,577,830
Journalism & Commu	6,386,916	541,838	88,775		6,997,529	3,286,450	19,440			3,582,670	10,600,199	6,997,529	10,600,199
Law	449	1,696,827	19,200	505	16,906,781		393,512	2,148,853		2,542,365	19,449,146	19,449,146	10,588,222
Health & H													
Veterinary													
Medicine													
Nursing													
Pharmacy													
Public Heal													
Dentistry													
PHHP-COM Integrated Programs	1,102	320,420	334,624		656,146	5,063	226,444	21,633		253,139	909,286	904,223	220,971
DOCE	2,194,314				2,194,314	1,706,929				1,706,929	3,901,243	2,194,314	1,035,590
Latin American Studies	67,114	213,121	35,693		315,928	26,844	8,469	8,112		43,424	359,352	332,509	2,627,221
Agricultural and Life Sciences	14,182,188	2,471,345	3,363,589		20,017,122	4,685,091	450,847	476,568		5,612,506	25,629,628	20,944,537	27,501,867
Grand Total	130,057,804	43,764,975	62,109,097	35,756,970	271,688,845	55,493,144	16,988,980	6,108,015	249,675	78,839,813	350,528,658	295,035,515	364,456,119

College	UnderGrad	Grad1	Grad2	In State Tuition Total
Liberal Arts & Sciences	51,153,318	1,436,822	3,523,157	56,113,297
Business Administration	12,175,403	9,799,122	70,668	22,045,193
Education	2,357,383	3,780,941	3,181,683	9,320,007

**In State Tuition Total**





# UPDATED UF BUDGET MODEL

Tuition (Calendar Year of 2019) 70% By Teaching/30% By Enrollment											Tuition W/O Undergrad OOS Fee	FY21 General Fund Supplement	
College	In State Tuition				In State Tuition Total	Out of State Tuition				Out of State Tuition Total	Grand Total	Total	Total
	Under Grad	Grad 1	Grad 2	Prof		Under Grad	Grad 1	Grad 2	Prof				
Arts	5,492,992	269,355	148,176		5,910,523	2,045,032	65,225	621	2,110,878	8,021,401	5,976,369	15,809,481	
Design, Construction & Planning	3,935,551	1,934,227	731,248		6,601,026	1,587,313	820,864	252,327	2,660,505	9,261,531	7,674,217	7,526,454	
Liberal Arts & Sciences	51,153,318	1,436,822	3,523,157		56,113,297	22,043,307	343,083	373,506	22,759,895	78,873,192	56,829,885	86,934,873	
Business Administration	12,175,403	9,799,122	70,668		22,045,193	7,989,590	3,489,367	11,874	11,490,831	33,536,023	25,546,433	9,648,121	
Education	2,357,383	3,780,941	3,181,683		9,320,007	1,366,302	575,864	338,075	2,280,241	11,600,248	10,233,945	9,932,739	
Engineering	18,229,043	9,886,390	8,292,897		36,408,329	5,611,262	8,160,403	1,776,144	14,947,809	51,356,138	46,444,877	55,577,830	
Journalism & Commu	6,386,916	541,838			6,928,754	3,211,455		19,443	3,581,144	10,510,199	7,347,713	7,990,613	
Law	449	1,696,827	15,209,505		16,906,781		393,512	2,148,853	2,542,365	19,449,146	19,449,146	10,588,222	
Health & H										8,605		6,127,929	
Veterinary										9,439		22,575,005	
Medicine										7,089		66,633,785	
Nursing										9,434		6,128,863	
Pharmacy										5,146		4,188,878	
Public Heal										6,987		7,318,147	
Dentistry										4,614		16,089,527	
PHHP-COM Integrated Programs	1,102	320,420	334,624		656,146	5,063	226,444	21,633	253,139	909,286	904,223	220,971	
DOCE	2,194,314				2,194,314	1,706,929			1,706,929	3,901,243	2,194,314	1,035,590	
Latin American Studies	67,114	213,121	35,693		315,928	26,844	8,469	8,112	43,424	359,352	332,509	2,627,221	
Agricultural and Life Sciences	14,182,188	2,471,345	3,363,589		20,017,122	4,685,091	450,847	476,568	5,612,506	25,629,628	20,944,537	27,501,867	
Grand Total	130,057,804	43,764,975	62,109,097	35,756,970	271,688,845	55,493,144	16,988,980	6,108,015	249,675	78,839,813	350,528,658	295,035,515	

College	UnderGrad	Grad1	Grad2	Out of State Tuition Total
Liberal Arts & Sciences	22,043,307	343,083	373,506	22,759,895
Business Administration	7,989,590	3,489,367	11,874	11,490,831
Education	1,366,302	575,864	338,075	2,280,241

# UPDATED UF BUDGET MODEL


Tuition (Calendar Year of 2019) 70% By Teaching/30% By Enrollment											Tuition W/O Undergrad OOS Fee	FY21 General Fund Supplement	
College	In State Tuition				In State Tuition Total	Out of State Tuition				Out of State Tuition Total	Grand Total	Total	Total
	Under Grad	Grad 1	Grad 2	Prof		Under Grad	Grad 1	Grad 2	Prof				
Arts	5,492,992	269,355	148,176		5,910,523	2,045,032	65,225	621	2,110,878	8,021,401	5,976,369	15,809,481	
Design, Construction & Planning	3,935,551	1,934,227	731,248		6,601,026	1,587,313	820,864	252,237	2,660,505	9,261,531	7,674,217	7,526,454	
Liberal Arts & Sciences	51,153,318	1,436,822	3,523,157		56,113,297	22,043,307	343,083	373,506	22,759,895	78,873,192	56,829,885	86,934,873	
Business Administration	12,175,403	9,799,122	70,668		22,045,193	7,989,590	3,489,367	1,187,874	11,490,831	33,536,023	25,546,433	9,648,121	
Education	2,357,383	3,780,941	3,181,683		9,320,007	1,366,302	575,138	19,443	2,280,241	11,600,248	10,233,945	9,932,739	
Engineering	18,229,043	9,886,390	8,292,897		36,408,329	8,160,222	276,774	19,443	14,944,809	51,353,138	46,344,877	55,577,830	
Journalism & Communications	6,386,916				7,017,529	3,286,452	276,774	19,443	3,582,670	10,600,199	7,313,747	7,990,613	
Law	449	1,696,827	15,209,505		16,906,781	393,142			3,423,665	19,449,146	19,449,146	10,588,222	
Health & Human Performance	7,181,651				7,181,651				4,515,738	13,196,917	9,298,605	6,127,929	
Veterinary Medicine	55,500				55,500				71,554	9,079,283	9,069,439	22,575,005	
Medicine	1,303,900				1,303,900				1,151,186	22,907,334	22,617,089	66,633,785	
Nursing	2,081,720				2,081,720				889,508	5,497,522	4,829,434	6,128,863	
Pharmacy	79,100				79,100				209,601	19,270,498	19,225,146	4,188,878	
Public Health & Health Professions	3,179,900				3,179,900				1,615,843	14,188,105	13,356,987	7,318,147	
Dentistry									398,192	12,894,614	12,894,614	16,089,527	
PHHP-COM Integrated Programs	1,102	320,420	334,624		656,146	5,063	226,444	21,633	253,139	909,286	904,223	220,971	
DOCE	2,194,314				2,194,314	1,706,929			1,706,929	3,901,243	2,194,314	1,035,590	
Latin American Studies	67,114	213,121	35,693		315,928	26,844	8,469	8,112	43,424	359,352	332,509	2,627,221	
Agricultural and Life Sciences	14,182,188	2,471,345	3,363,589		20,017,122	4,685,091	450,847	476,568	5,612,506	25,629,628	20,944,537	27,501,867	
<b>Grand Total</b>	<b>130,057,804</b>	<b>43,764,975</b>	<b>62,109,097</b>	<b>35,756,970</b>	<b>271,688,845</b>	<b>55,493,144</b>	<b>16,988,980</b>	<b>6,108,015</b>	<b>249,675</b>	<b>78,839,813</b>	<b>350,528,658</b>	<b>295,035,515</b>	<b>364,456,119</b>

**Tuition W/O Undergrad OOS Fee Total**

**College**

Liberal Arts & Sciences	78,873,192	56,829,885
Business Administration	33,536,023	25,546,433
Education	11,600,248	10,233,945

**Grand Total**



# UPDATED UF BUDGET MODEL

College	Tuition (Calendar Year of 2019) 70% By Teaching/30% By Enrollment										Tuition W/O Undergrad OOS Fee	FY21 General Fund Supplement	
	In State Tuition				In State Tuition Total	Out of State Tuition				Out of State Tuition Total	Grand Total	Total	Total
	Under Grad	Grad 1	Grad 2	Prof		Under Grad	Grad 1	Grad 2	Prof				
Arts	5,492,992	269,355	148,176		5,910,523	2,045,032	65,225	621		2,110,878	8,021,401	5,976,369	15,809,481
Design, Construction & Planning	3,935,551	1,934,227	731,248		6,601,026	1,587,313	820,864	252,237		2,660,505	9,261,531	7,674,217	7,526,454
Liberal Arts & Sciences	51,153,318	1,436,822	3,523,157		56,113,297	22,043,307	343,083	373,506		22,759,895	78,873,192	56,829,885	86,934,873
Business Administration	12,175,403	9,799,122	70,668		22,045,193	7,989,590	3,489,367	11,874		11,490,831	33,536,023	25,546,433	9,648,121
Education	2,357,383	3,780,941	3,181,683		9,320,007	1,366,302	575,864	338,075		2,280,241	11,600,248	10,233,945	9,932,739
Engineering	18,229,043	9,886,390	8,292,897		36,408,329	5,008,262	8,160,401	19,411		14,944,809	51,353,138	46,374,877	55,577,830
Journalism & Communications	6,386,916	541,838	88,775		6,999,529	3,286,452	276,774	19,411		3,582,670	10,600,199	7,313,747	7,990,613
Law	449	1,696,827	15,209,505		16,906,781		393,512	1,448,893		1,842,365	18,749,146	19,449,146	10,588,222
Health & Human Performance	7,181,650	1,197,774	301,755		8,681,179					4,449,748	13,196,917	9,298,605	6,127,929
Veterinary Medicine	55,562	99,944	152,370	8,699,850						71,554	9,079,283	9,069,439	22,575,005
Medicine	1,303,903	3,355,539	1,999,916	15,096,750						1,151,186	22,907,334	22,617,089	66,633,785
Nursing	2,081,728	857,949	1,668,337							889,508	5,497,522	4,829,434	6,128,863
Pharmacy	79,194	46,619	18,935,084							209,601	19,270,498	19,225,146	4,188,878
Public Health & Health Professions	3,179,996	5,318,336	4,071,620	2,330,000						1,615,843	14,188,105	13,356,987	7,318,147
Dentistry		538,406		11,958,000						398,192	12,894,614	12,894,614	16,089,527
PHHP-COM Integrated Programs	1,102	320,420	334,624		656,146	5,063	226,444	21,633		253,139	909,286	904,223	220,971
DOCE	2,194,314				2,194,314	1,706,929				1,706,929	3,901,243	2,194,314	1,035,590
Latin American Studies	67,114	213,121	35,693		315,928	26,844	8,469	8,112		43,424	359,352	332,509	2,627,221
Agricultural and Life Sciences	14,182,188	2,471,345	3,363,589		20,017,122	4,685,091	450,847	476,568		5,612,506	25,629,628	20,944,537	27,501,867
<b>Grand Total</b>	<b>130,057,804</b>	<b>43,764,975</b>	<b>62,109,097</b>	<b>35,756,970</b>	<b>271,688,845</b>	<b>55,493,144</b>	<b>16,988,980</b>	<b>6,108,015</b>	<b>249,675</b>	<b>78,839,813</b>	<b>350,528,658</b>	<b>295,035,515</b>	<b>364,456,119</b>

## College FY21 General Fund Supplement

Liberal Arts & Sciences	86,934,873
Business Administration	9,648,121
Education	9,932,739



# FY 2020-21 RCM REVENUES & COST ALLOCATION - WARRINGTON

## Revenue

In State Tuition-Under Grad	\$	12,175,403
In-State Tuition-Grad 1	\$	9,799,122
In-State Tuition-Grad 2	\$	70,668
In-State Tuition-Prof		-
<b>Total In-State Tuition</b>	<b>\$</b>	<b>22,045,193</b>
Out of State Fee-Under Grad	\$	7,989,590
Out of State Fee-Grad 1	\$	3,489,367
Out of State Fee-Grad 2	\$	11,874
Out of State Fee-Prof		-
<b>Total Out of State Fee</b>	<b>\$</b>	<b>11,490,831</b>
<b>Total Tuition</b>	<b>\$</b>	<b>33,536,023</b>
<b>Total Tuition To Colleges</b>	<b>\$</b>	<b>25,546,433</b>
<b>General Funds Supplement</b>	<b>\$</b>	<b>9,648,121</b>
<b>Misc Provost Allocation</b>	<b>\$</b>	<b>3,000,000</b>
<b>FY20 Legislative Specials</b>		-
<b>FY19 Faculty Promotion and GA Raises and FY20 GA Stipend Increases</b>	<b>\$</b>	<b>1,047,666</b>
<b>PO&amp;M</b>	<b>\$</b>	<b>1,450,712</b>
<b>Faculty 500</b>	<b>\$</b>	<b>2,392,120</b>
<b>World Class Faculty</b>		-
<b>Less Budget Cut (2%)</b>	<b>\$</b>	<b>(730,259)</b>
<b>TOTAL Revenue</b>	<b>\$</b>	<b>42,354,793</b>

## Overhead to State Revenue

<b>IT and General Admin</b>	<b>\$</b>	<b>4,308,505</b>
<b>HSC Admin Overhead</b>		-
<b>Facility Overhead</b>	<b>\$</b>	<b>2,263,585</b>
<b>Total Overhead on State Revenue</b>	<b>\$</b>	<b>6,572,090</b>

## Net State Revenue

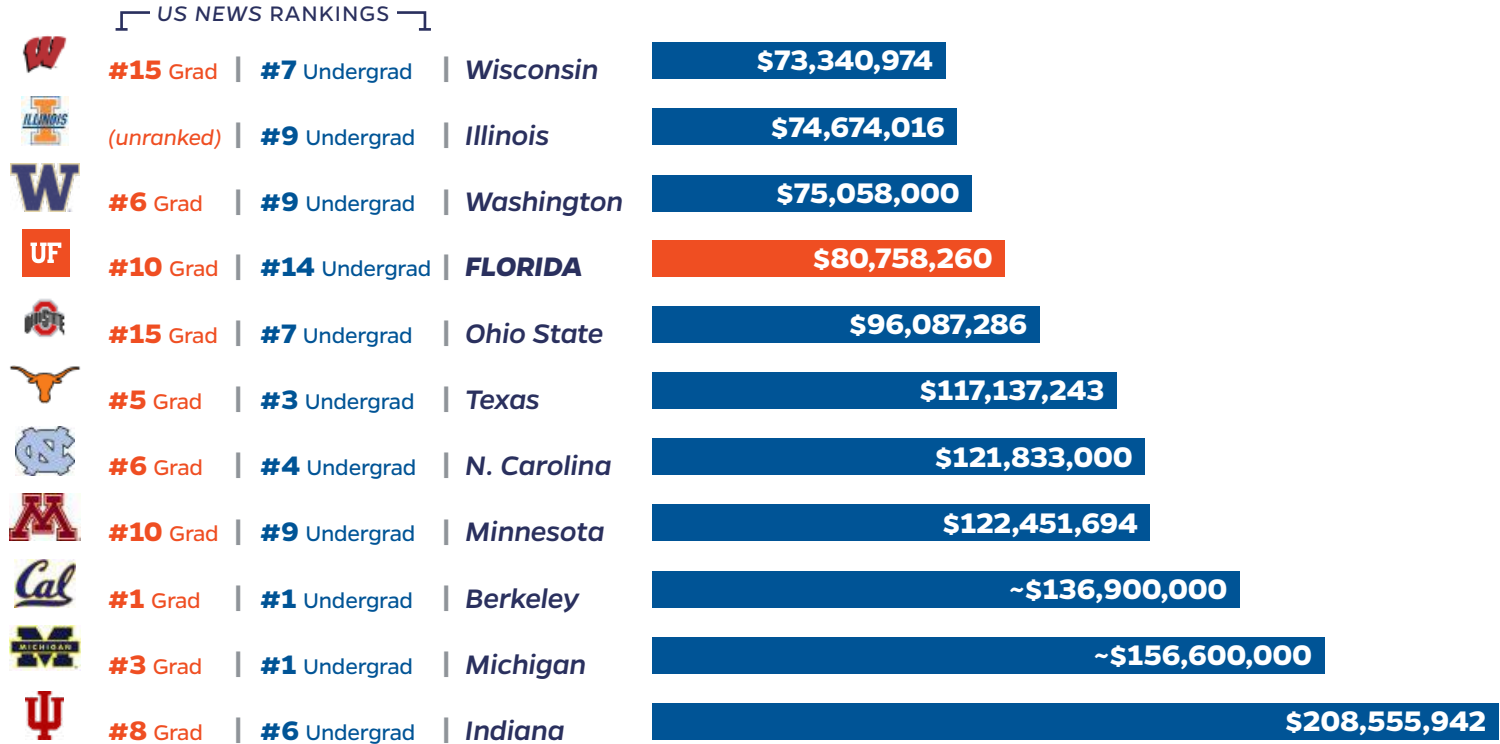
**\$ 35,782,704**

## Overhead to Other Resources

<b>Info Technology and General Admin</b>	<b>\$</b>	<b>2,876,824</b>
Cost Pool-Auxiliary/Svc Ctrs	\$	2,867,977
Cost Pool-Clinical Practice		-
Cost Pool-Incntl_Misc	\$	8,847
<b>HSC Admin</b>		-
Cost Pool-Auxiliary/Svc Ctrs		-
Cost Pool-Clinical Practice		-
Cost Pool-Incntl_Misc		-
<b>Facility</b>	<b>\$</b>	<b>8,760</b>
Cost Pool-Auxiliary/Svc Ctrs	\$	8,760
Cost Pool-Incntl_Misc		-
<b>TOTAL Overhead to Other Resources</b>	<b>\$</b>	<b>2,885,584</b>

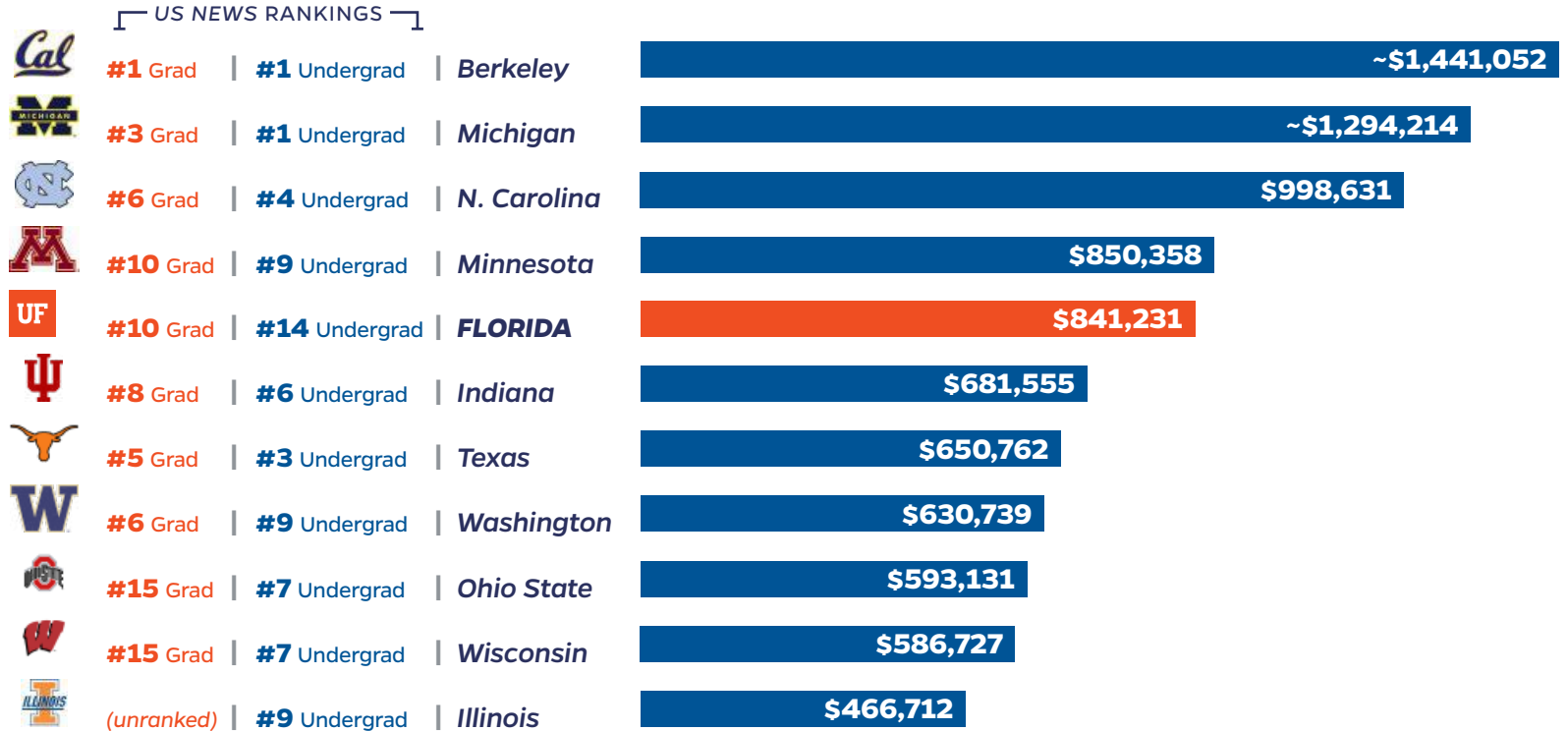


# OPERATING BUDGET COMPARISON ACROSS PEER GROUP



Fiscal year 2017-18 (data) for 2018-19 survey

# RESOURCES PER FACULTY COMPARISON ACROSS PEER GROUP

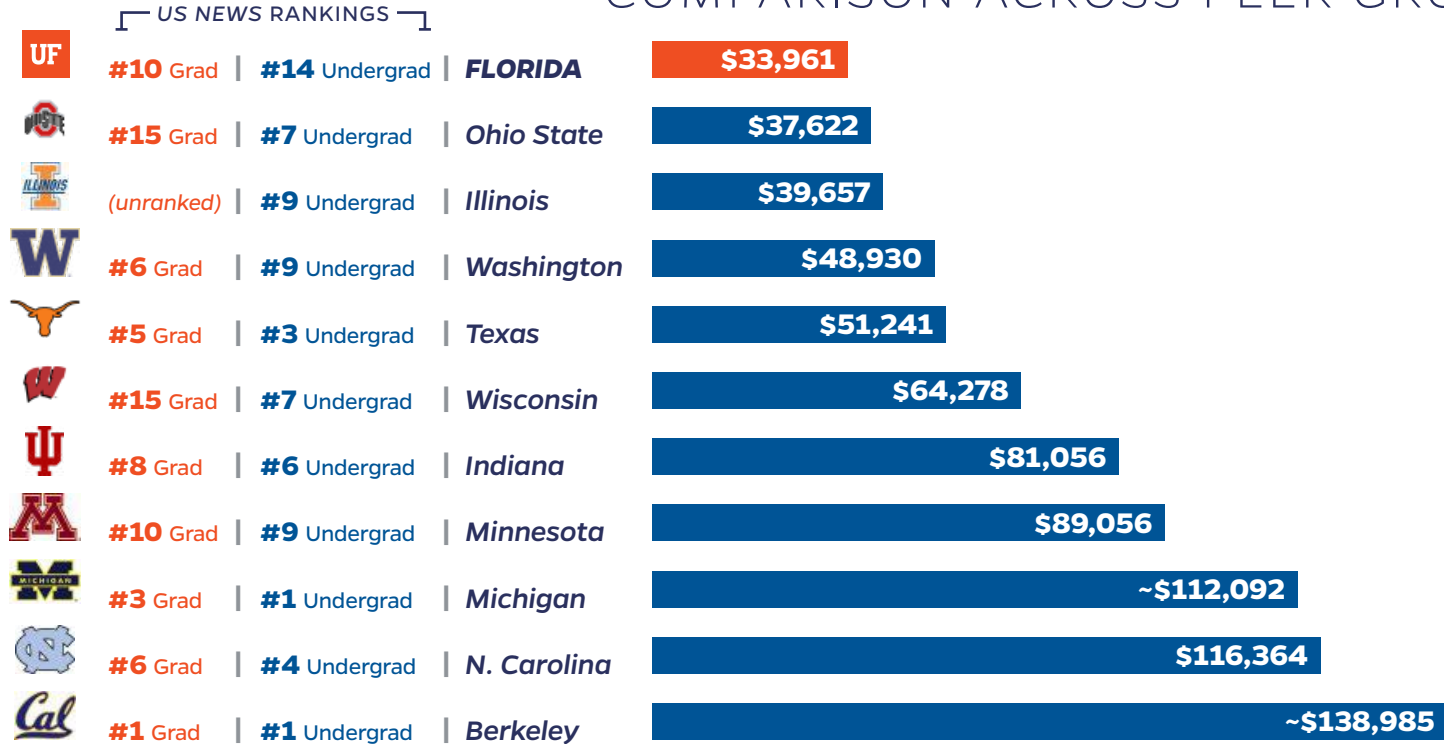


Fiscal year 2017-18 (data) for 2018-19 survey



# OPERATING BUDGET PER DEGREE AWARDED

## COMPARISON ACROSS PEER GROUP



Fiscal year 2017-18 (data) for 2018-19 survey

# NET STATE REVENUE PER DEGREE AWARDED

COMPARISON ACROSS  
UF COLLEGES

	Net State Revenue FY21	FY 19 Degrees	Budget per degrees produced
<b>WARRINGTON</b>	<b>\$36,512,963</b>	<b>2,361</b>	<b>\$15,465</b>
Health & Human Performance	\$13,843,443	867	\$15,967
Journalism & Communications	\$15,904,793	866	\$18,366
Agricultural and Life Sciences	\$45,069,606	1,718	\$26,234
Public Health & Health Professions	\$20,043,253	677	\$29,606
Nursing	\$11,744,726	367	\$32,002
Liberal Arts & Sciences	\$131,524,798	3,929	\$33,475
Design, Construction & Planning	\$13,896,504	409	\$33,977
Engineering	\$86,554,351	2,407	\$35,959
Pharmacy	\$23,346,268	583	\$40,045
Education	\$20,787,997	495	\$41,996
Arts	\$19,628,607	413	\$47,527
Law	\$25,726,094	424	\$60,675
Veterinary Medicine	\$26,623,095	186	\$143,135
Dentistry	\$23,829,665	108	\$220,645
Medicine	\$74,262,923	266	\$279,184

Budget figures from UF RCM Budget Spreadsheet

Degree counts from UF Institutional Planning and Research <https://ir.aa.ufl.edu/uffacts/degrees/>





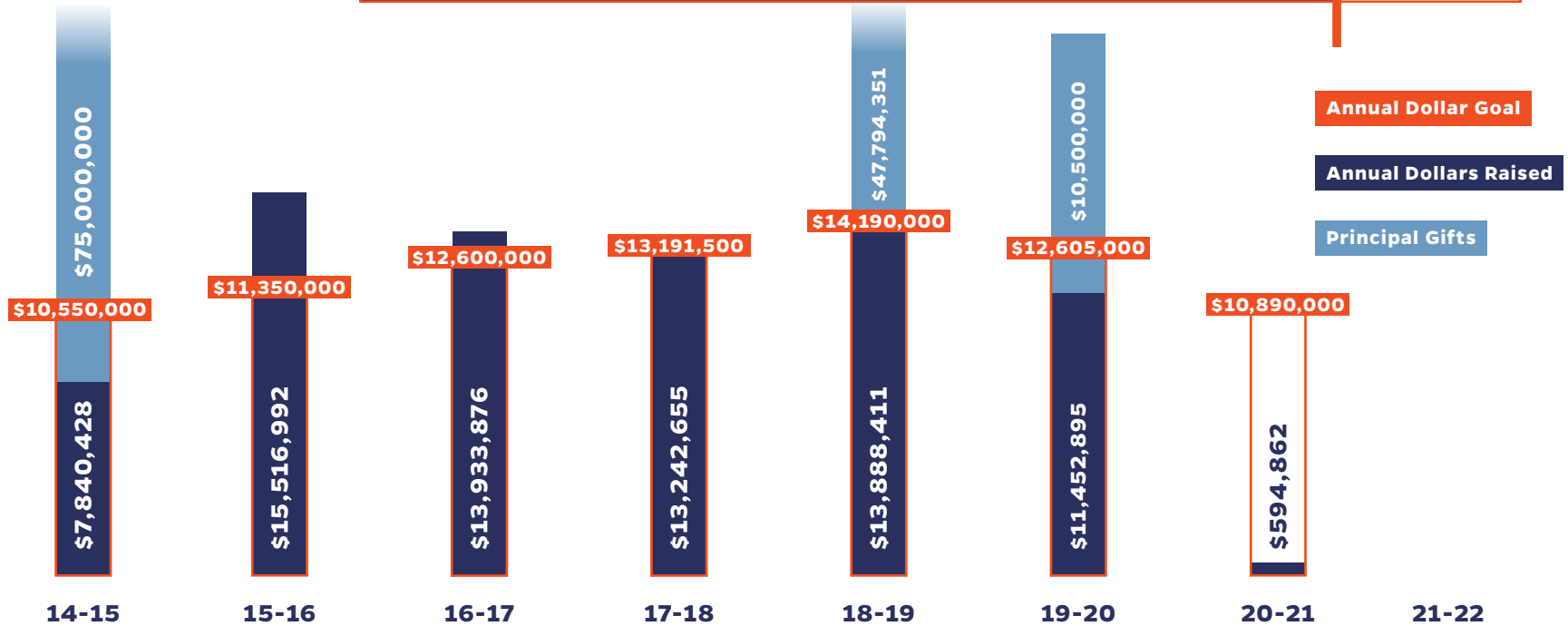
**GO GREATER CAMPAIGN**

# PROGRESS-TO-DATE: 2015-2022

**UF** **WARRINGTON**  
COLLEGE of BUSINESS

**\$209M (84%)**

**\$250M**  
Goal



# GO GREATER CAMPAIGN FY 19-20 GIFT HIGHLIGHTS

\$10,500,000	Eugene Brigham	Undergraduate Finance
\$3,200,000	Andy & Debbie Mason	Fisher School
\$500,000	Pete Desoto	Entrepreneurship
\$600,000	Bob Fabrize	Finance Lectureships
\$500,000	Becky Moore	Fisher School
\$300,000	EY	Accounting Analytics
\$200,000	Peter Sealey	Marketing Faculty
\$125,000	Cheryl Cook	Combined Degree Scholarships
\$125,000	Tom Arnold	Fisher School
\$125,000	Steve Rainey	Fisher School
\$100,000	Joe Todd	Gator Student Investment Fund

# GO GREATER CAMPAIGN CORPORATE SUPPORT FY 19-20

**\$2,063,654 Total Corporate Support**

**\$100,000+**

**Bloomberg**

**CoStar™**

**EY** Building a better working world

**KPMG**

**\$50,000-\$99,999**

**Deloitte.**

**FPL**

**fracture**

**Walgreens**

**\$20,000-\$49,999**

**Cherry Bekaert™**  
CPAs & Advisors

**enterprise**  
rent-a-car

**Gartner**

**Gulf Power**

**pwc**

**P&G**

**TechData**

**TECO**  
TECHNICAL SERVICES

**COLLIER ENTERPRISES**

**\$10,000-\$19,999**

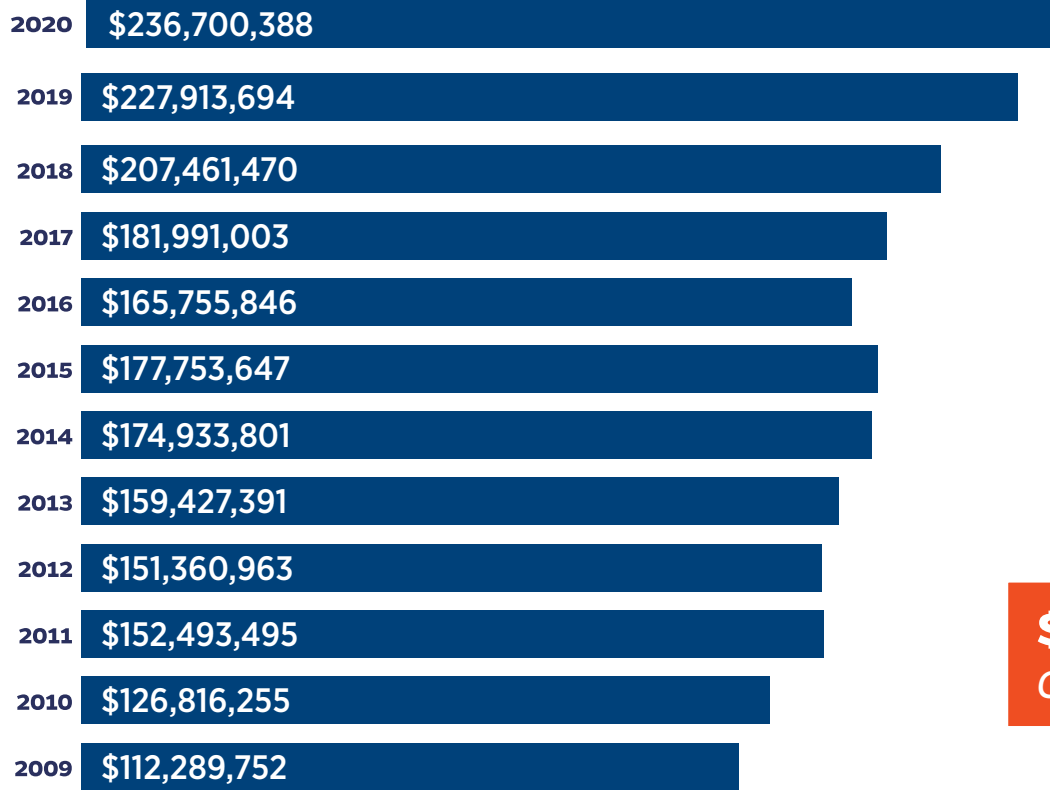
- ApexOne Investment Partners
- Beall's Department Stores
- Exxon Co.
- JCPenney Co., Inc.
- JP Morgan Chase
- Kellogg Company
- L3 Harris Technologies, Inc.
- Macys, Inc.
- Marcus & Millichap
- Michael's
- Parkway Properties, Inc.
- River Vista LLC
- Signature Consultants
- Southeastern Grocers
- SunTrust Banks, Inc.
- Wells Fargo

**\$2,500-\$9,999**

**138**



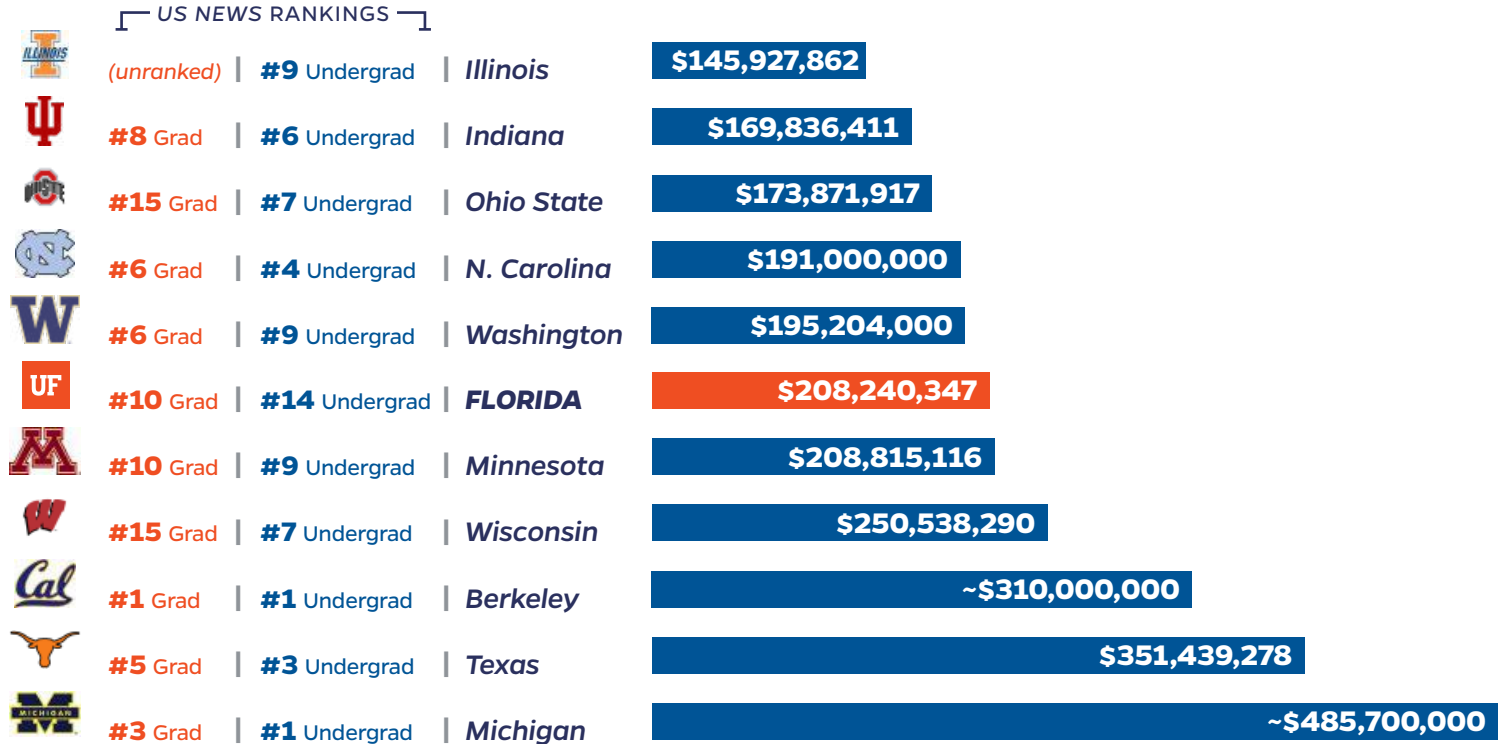
# WCB ENDOWMENT MARKET VALUE / as of June 30



**\$8,521,000**  
*Annual Transfer to College*

**\$205,234,314**  
*Outstanding Deferred Gifts*

# ENDOWMENT VALUE COMPARISON ACROSS PEER GROUP



Fiscal year 2017-18 (data) for 2018-19 survey



**UF** **WARRINGTON**  
COLLEGE of BUSINESS

2020 **Faculty**  
**Update**