

WCBA Faculty Meeting

August 27, 2010

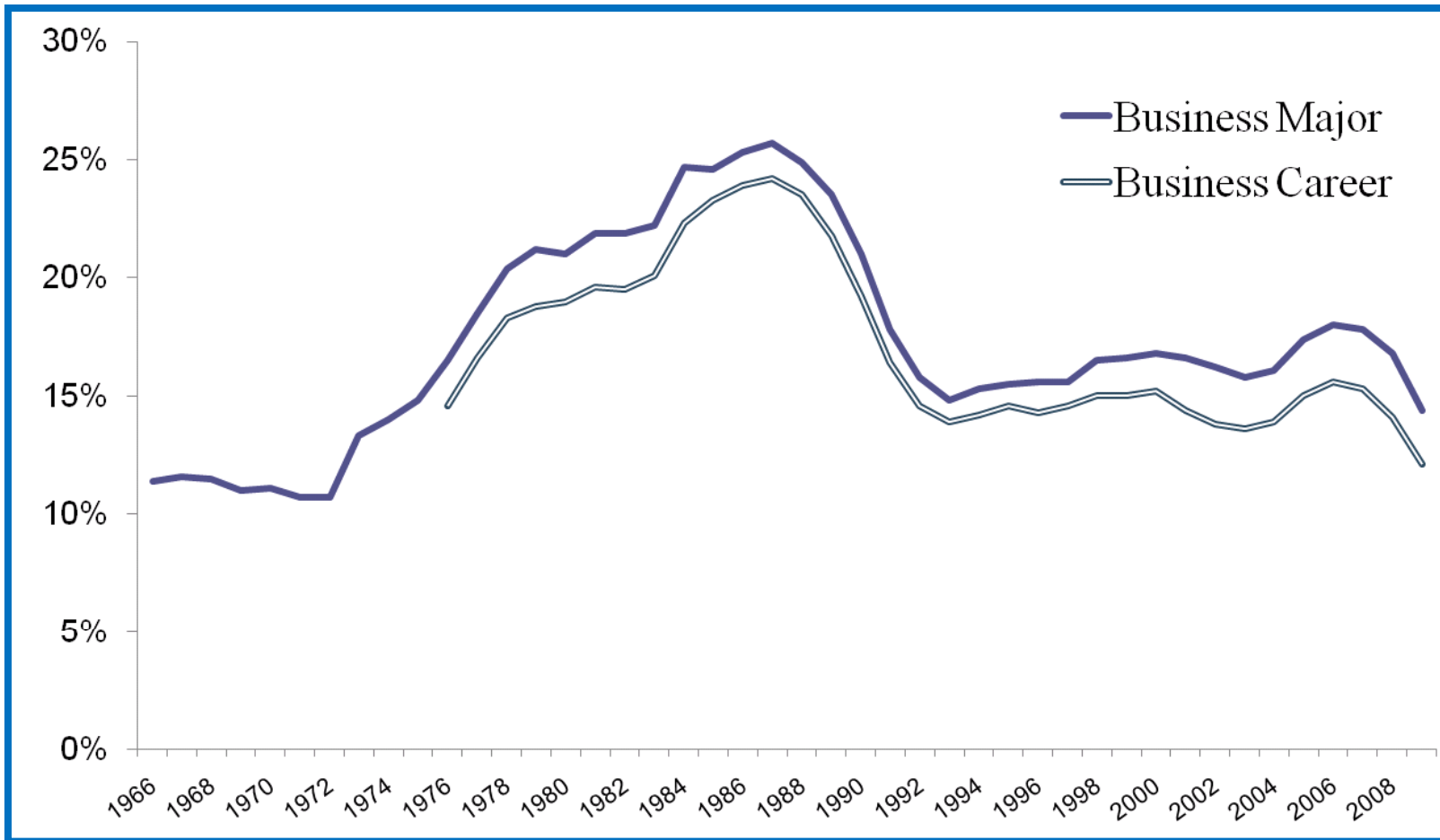
Warrington's BusinessWeek Undergraduate Rankings

	Facilities & Student Services	Career Services
2006	B	B
2007	A	B
2008	B	B
2009	B	B
2010	A	A

New Facilities

- ***SB Academic Success Center***
 - Bryan Hall 2nd Floor & Mezzanine
 - Small Group Meetings, Study Lounge
 - TAs for EP Courses
- **Five New Classrooms Fall '10**
 - STZ 101-104 and MAT 120
- **Bryan Hall Move for SB Staff**
 - Career Planning/Academic Advising
 - Online Business Program
 - International Programs Office

Undergraduate Headcount

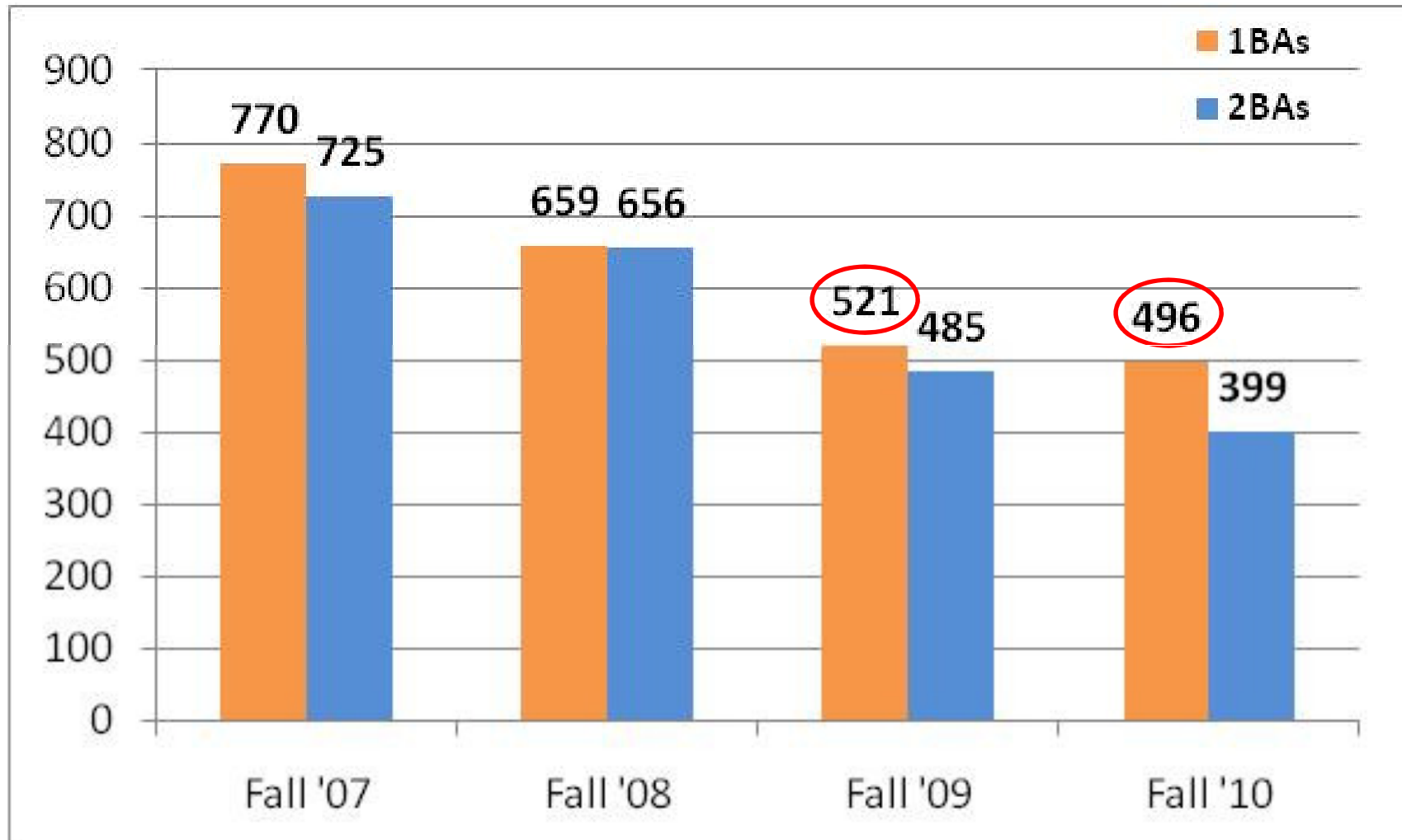


The percentage of freshmen planning to major in business is 14.4%, a 25-year low.

The percentage of freshmen who listed business as a probable career is 12.1%, an all-time low.

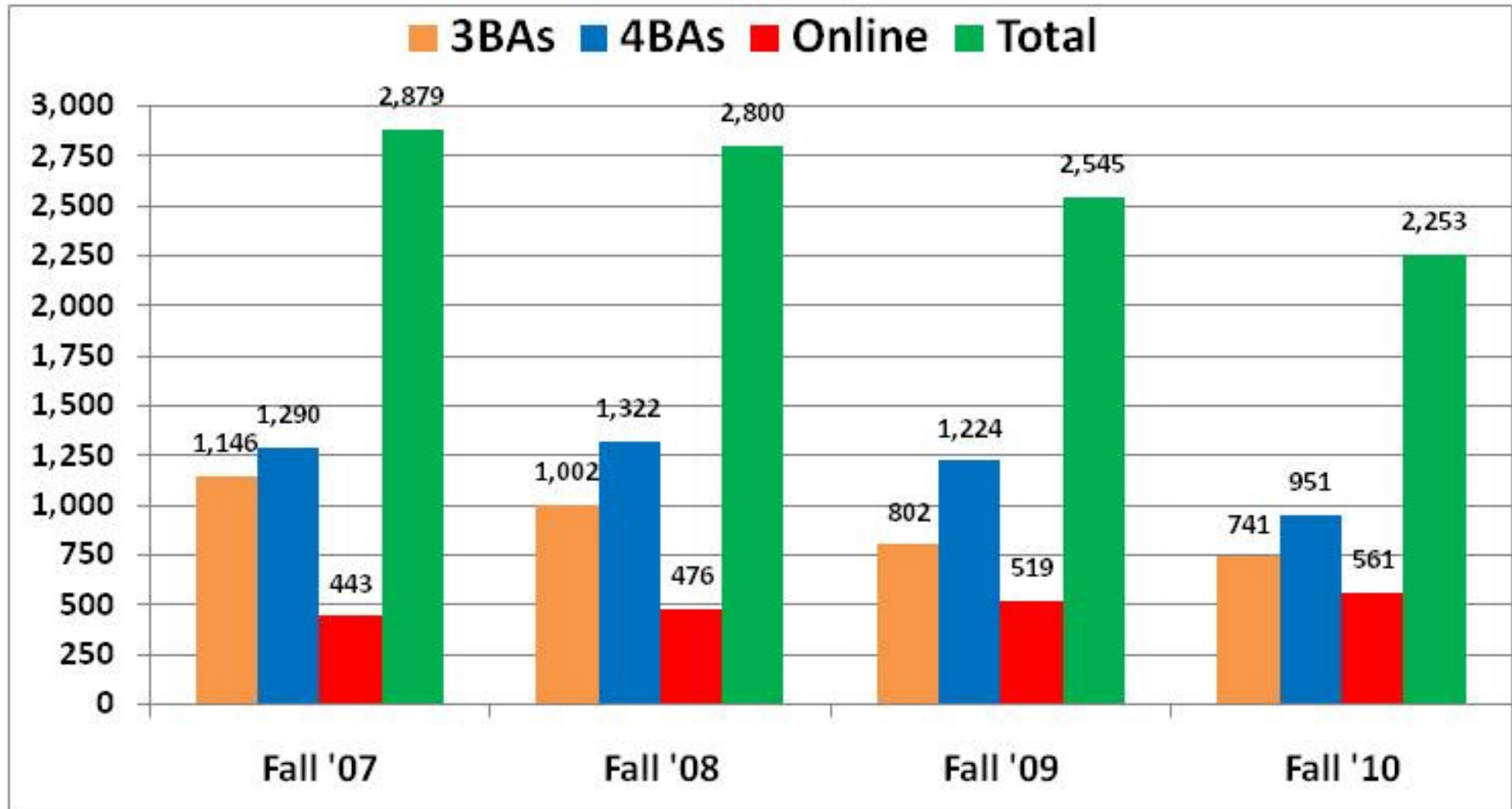
Lower-division BA Headcounts

1BA (-35.6%), 2BA (-45.0%), Overall (-40.1%)

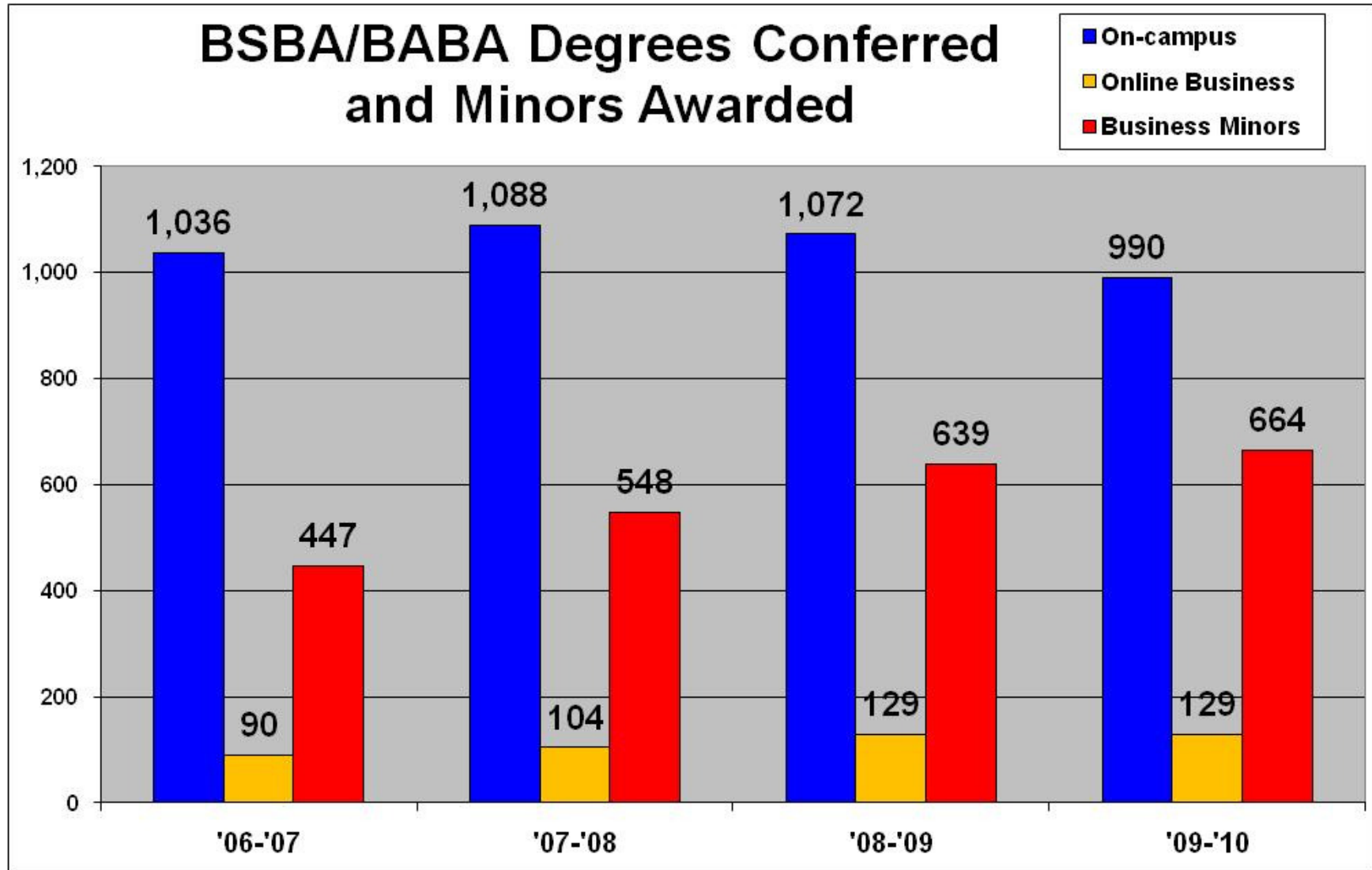


Upper-division BA Headcounts

3BA (-35.3%), 4BA (-26.3%), Online (+26.6%), Overall (-21.7%)

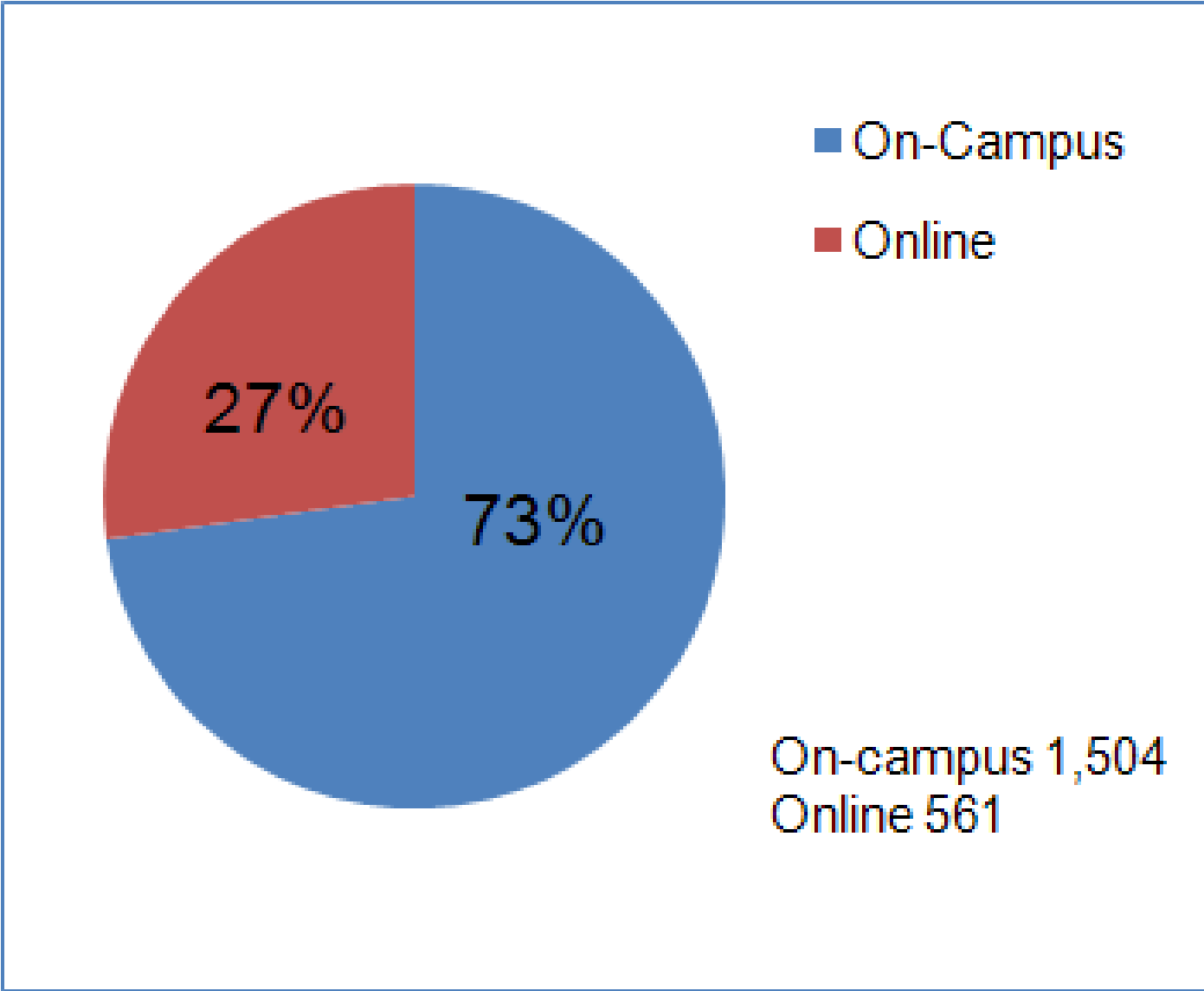


BSBA/BABA Degrees Conferred and Minors Awarded

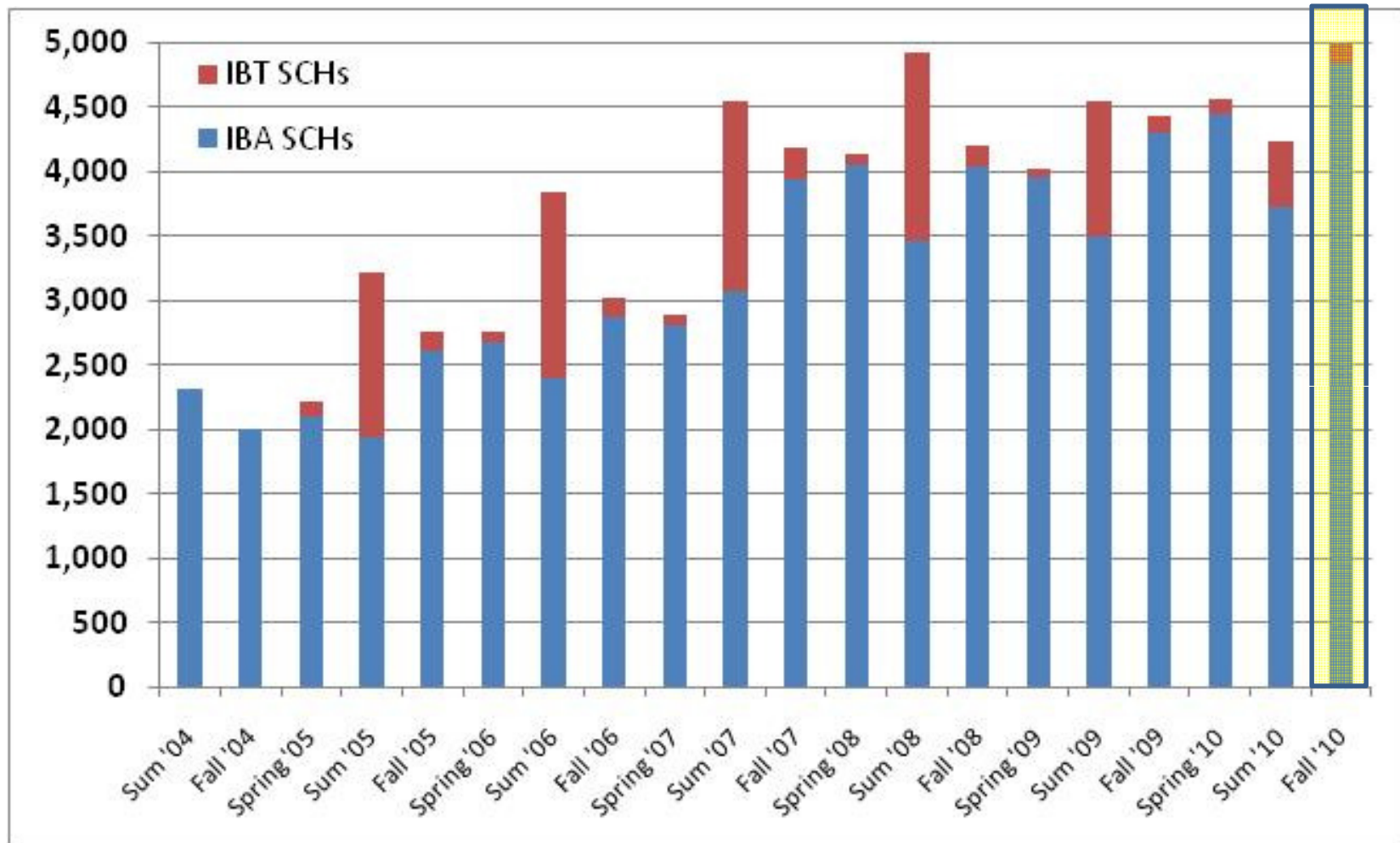


49% Increase in Minors
1% Decrease in BSBA/BABA Degrees

Upper-division BA Students



Student Credit Hours Associated with the Online Business Program



Fall '10: 5,000 SCHs is approximately \$555,000 under RCM

On-campus Headcount: Fall '10

(35% decrease over the last four years)

	1Y	2Y	3Y	4Y	> 4Y	Totals
BABA	194	132	96	100	26	548
Economics	73	48	73	66	13	273
Finance	140	175	247	299	43	904
Info Systems	5	15	16	22	9	67
Management	50	63	62	93	24	292
Marketing	73	98	129	159	27	486
Fall '10 Totals	535	531	623	739	142	2,570

Meeting Demand for Major Courses

'11-'12 Graduates	3Y+.16 4Y	Major Seats	Sections (45 seats)	'09-'10 Sections	Diff
ES (16 credits)	167	668	15	31	-16
FIN (12 credits)	295	885	20	31	-11
MGT (12 credits)	77	231	5	15	-10
MKG (12 credits)	154	463	10	23	-13

New Catalog	3Y+.16 4Y	Major Seats	Sections (45 seats)	'09-'10 Sections	Diff
ES (20 credits)	167	836	19	31	-12
FIN (16 credits)	295	1179	26	31	-5
MGT (16 credits)	77	308	7	15	-8
MKG (16 credits)	154	618	14	23	-9

Meeting Demand for Major Courses

Type	Sections	\$ +, 0, or -
ECO PhD	12	+
ECO Tenure	23	-
ECO Lecturer	0	0
ECO Visitor/Staff	0	-

Type	Sections	\$ +, 0, or -
ISOM PhD	4	+
ISOM Tenure	0	-
ISOM Lecturer	0	0
ISOM Visitor/Staff	2	-

Type	Sections	\$ +, 0, or -
MAR PhD	5	+
MAR Tenure	12	-
MAR Lecturer	6	0
MAR Visitor/Staff	0	-

Type	Sections	\$ +, 0, or -
MAN PhD	6	+
MAN Tenure	0.5	-
MAN Lecturer	0	0
MAN Visitor/Staff	9	-

Type	Sections	\$ +, 0, or -
FIN PhD	11	+
FIN Tenure	11	-
FIN Lecturer	6	0
FIN Visitor/Staff	3	-
REE Lecturer	2	0

WCBA Faculty Meeting

August 27, 2010