

“Still Booming After All These Years”: Looking at Florida’s Projected Population and Employment in 2015

**Dr. Tim Chapin
Dept of Urban & Regional Planning
Center for Demography and Population Health
Florida State University**



**Presentation at the
PURC Energy Roundtable
Tallahassee, FL October 31, 2006**



The Florida Context



- *As of the 2000 Census, Florida had almost 16 million residents (15,982,378).*
- *By 2000, Florida was the nation's fourth largest state, with the expectation that in the next 20 years it would pass New York for 3rd Place.*
- *During the 1990s, the state added over 3 million new residents, a rate of growth of roughly 23.5%.*

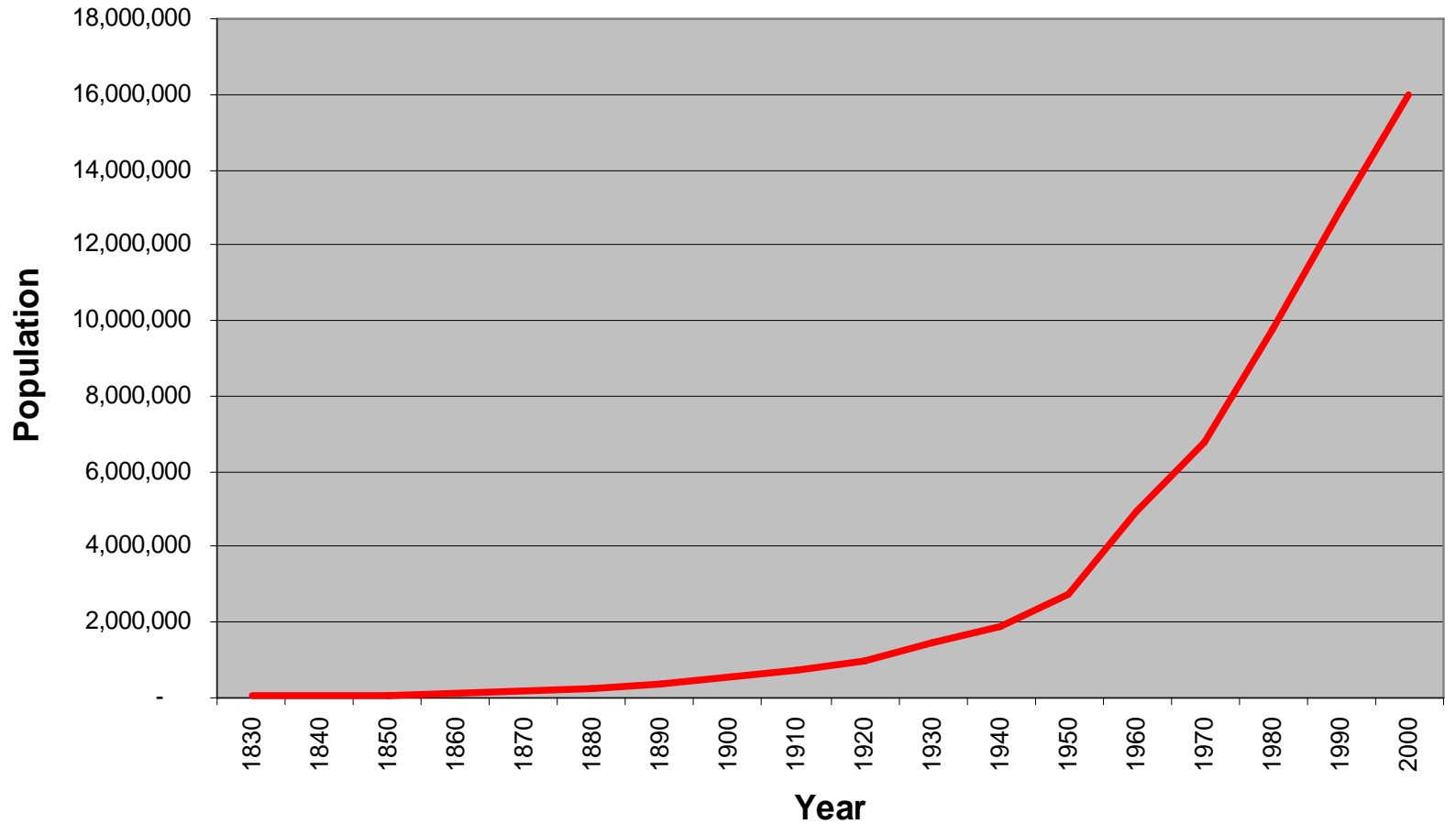
Other Indicators of the State's Economic Activity

- *The SUS grew by 70,000 students in the 1990s.*
- *It is estimated that the state welcomed almost 73 million visitors in 2000.*

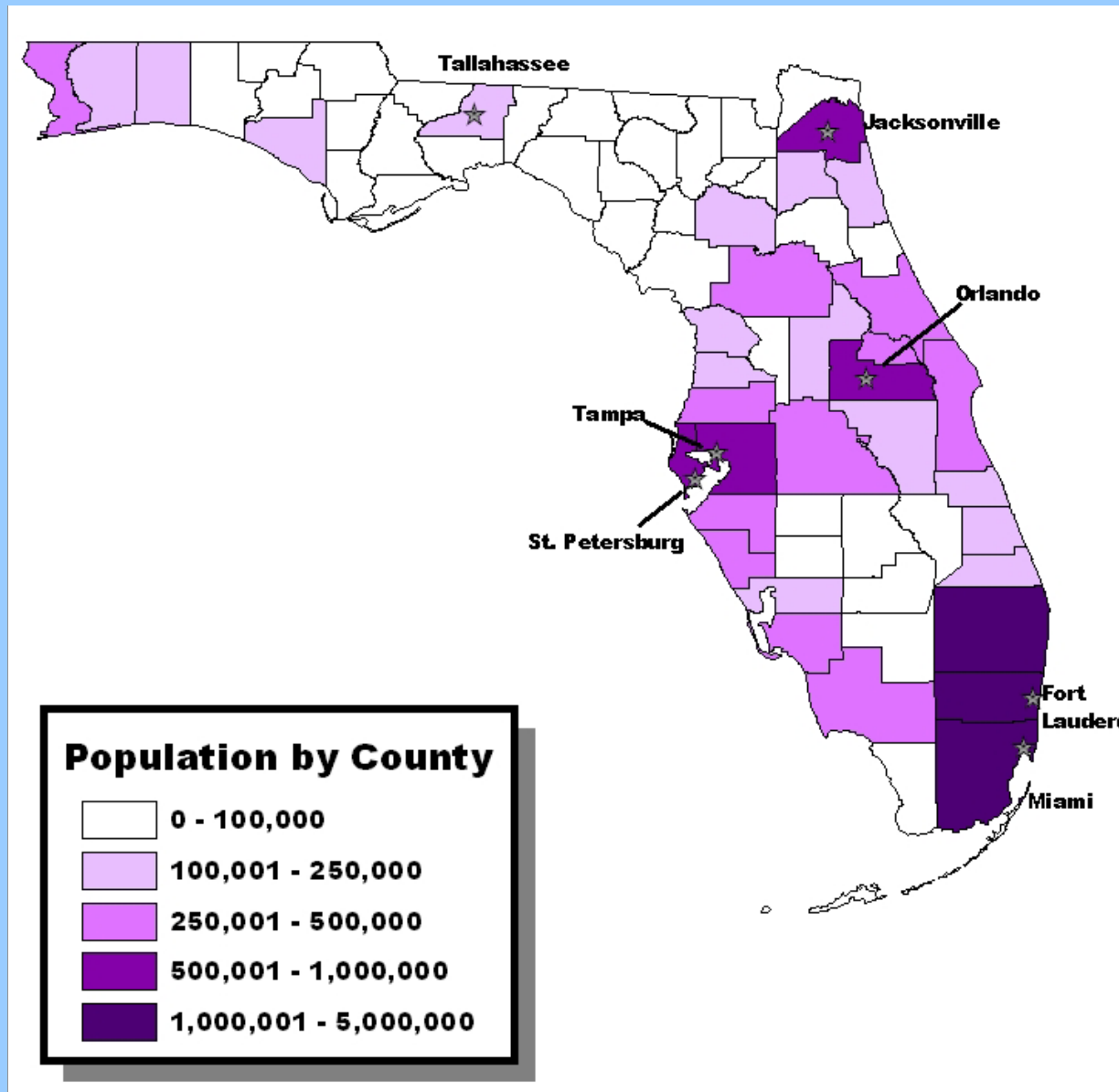
Ongoing Population Growth



Florida's Population, 1830-2000



Florida Population by County, 2000



The Florida Context



State of Florida Population Changes, 1960-2000

	1960	1970	1980	1990	2000
Florida	4,951,560	6,789,443	9,746,324	12,937,926	15,982,378
Pct Change		37.1%	43.6%	32.7%	23.5%

Source: US Census Bureau

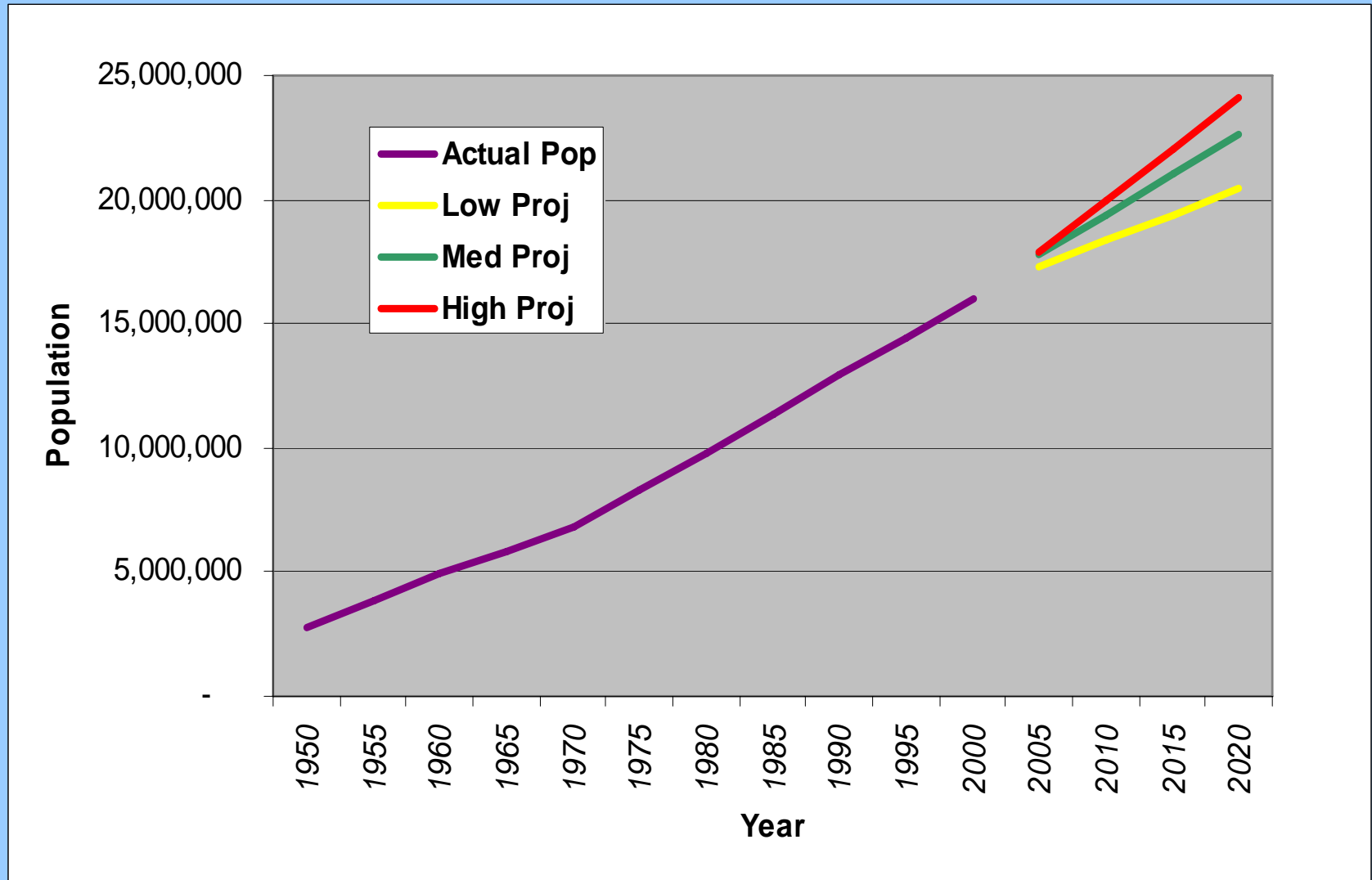
- *Since 1970, Florida has added roughly 3 million new residents per decade*
- *This translates into a net increase of roughly 800 new residents each day.*
- *Put another way, Florida is adding roughly two new “Tallahasseees” a year (city population of roughly 150,000 people).*

The Florida Context



- *Florida remains one of the fastest growing states in the country, even after years of massive residential and commercial growth.*
- *This growth has placed strains on many of the state's infrastructure systems:*
 - *Roads*
 - *Potable Water Supplies*
 - *Solid Waste*
 - *Power Systems*
- *There is little reason to believe this growth will abate in the coming years... the Florida Boom continues*

Projected Population Growth



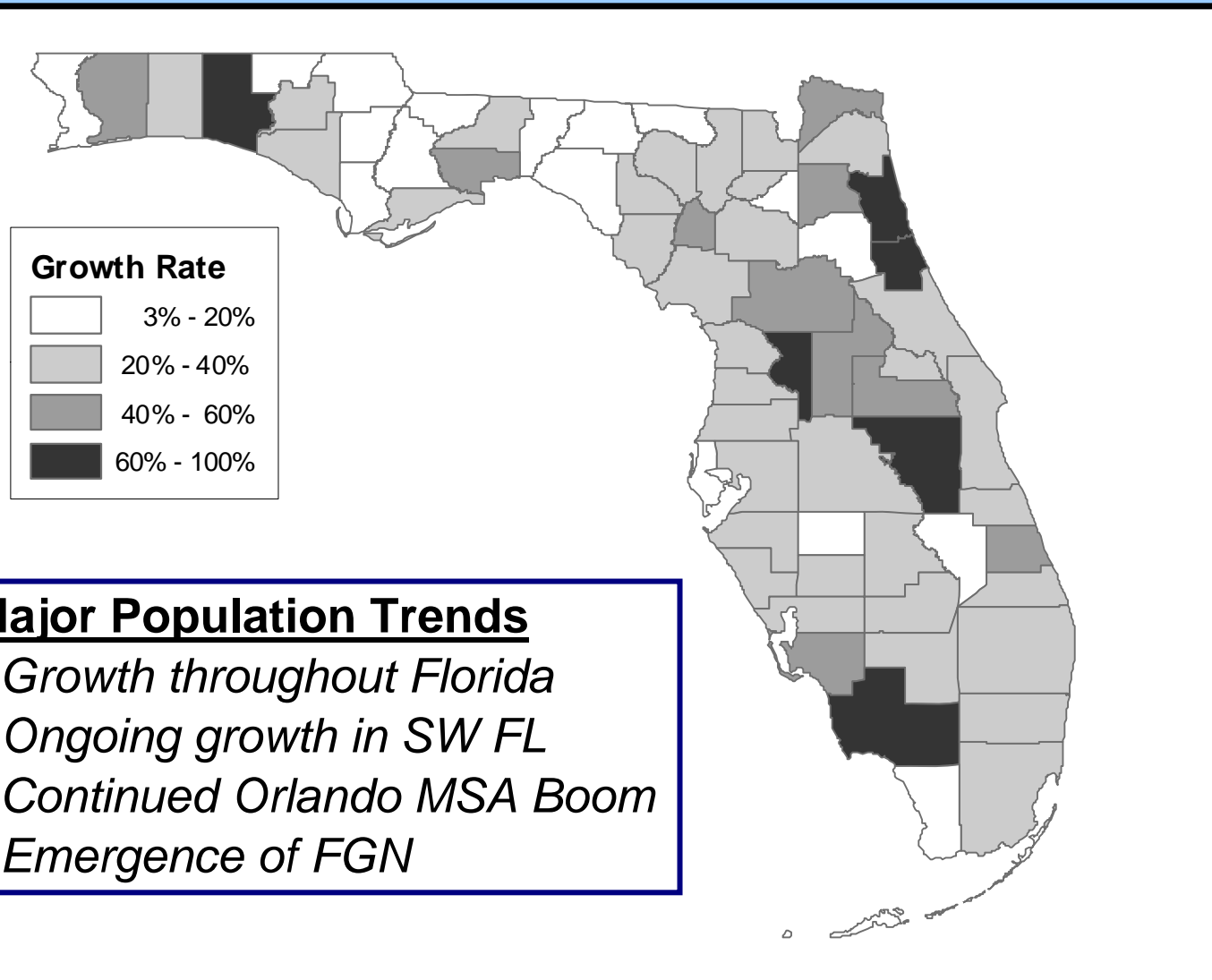
Florida Population Growth



State of Florida Population Projections				
	2000	2005	2010	2015
Low Series	15,982,378	17,322,000	18,338,200	19,390,300
Pct Change		8.4%	14.7%	21.3%
Med. Series	15,982,378	17,760,000	19,397,400	21,000,800
Pct Change		11.1%	21.4%	31.4%
High Series	15,982,378	17,892,100	19,949,500	22,029,900
Pct Change		11.9%	24.8%	37.8%
				<i>Source: BEBR</i>

- The state's official population forecast predicts another 3 million new residents per decade for the foreseeable future.
- Holding other factors constant, residential power demand is projected to increase by 31% by 2015.

2000-2015 Pop Growth Rates by County



Major Population Trends

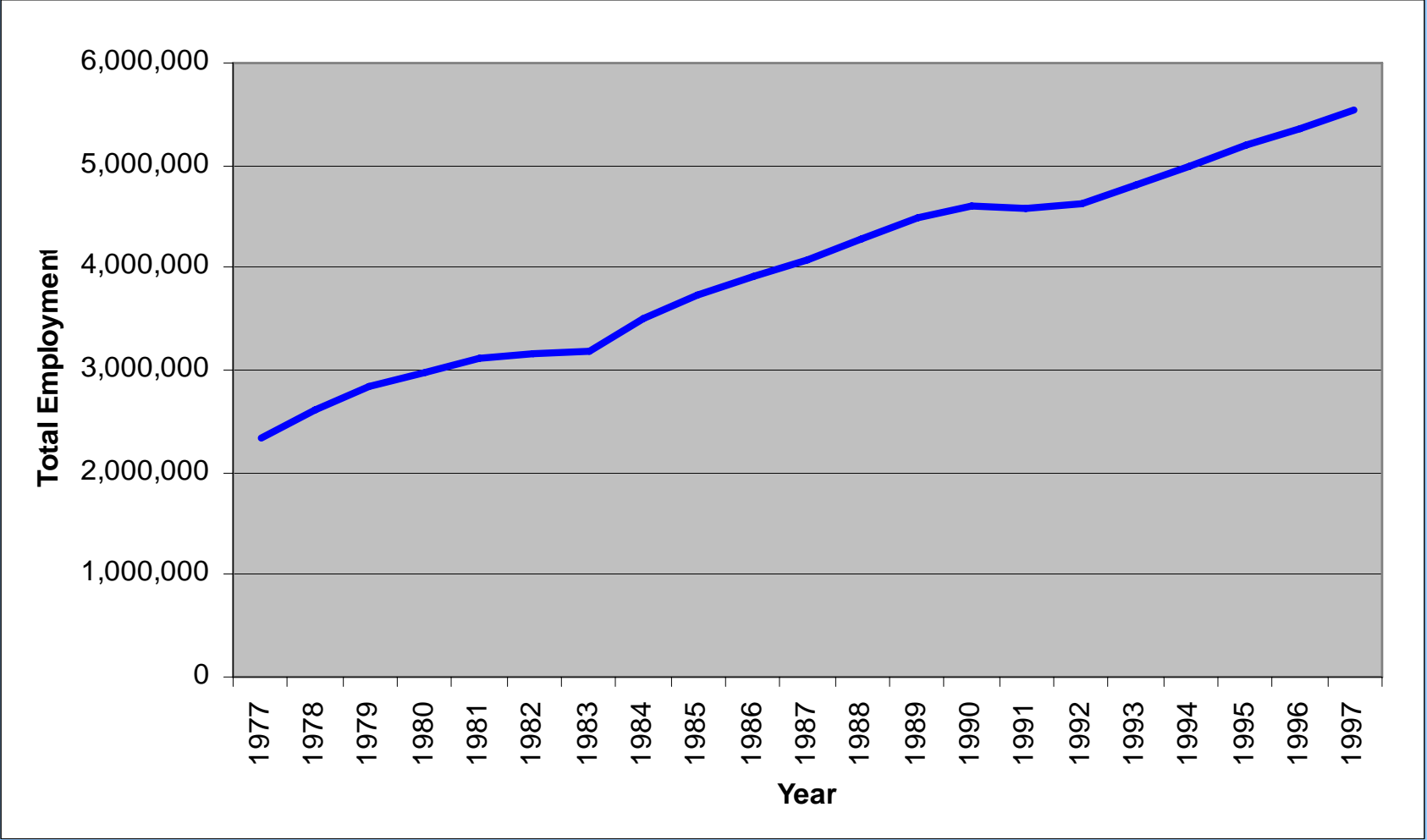
- *Growth throughout Florida*
- *Ongoing growth in SW FL*
- *Continued Orlando MSA Boom*
- *Emergence of FGN*

The Florida Economic Context



- *The period 1980-2000 was generally a period of strong economic growth for Florida.*
- *Florida's economy added jobs at an even greater rate than the nation's during this period; 3.2 million more private sector jobs, a 109% increase.*
- *Florida routinely leads the nation in jobs created.*

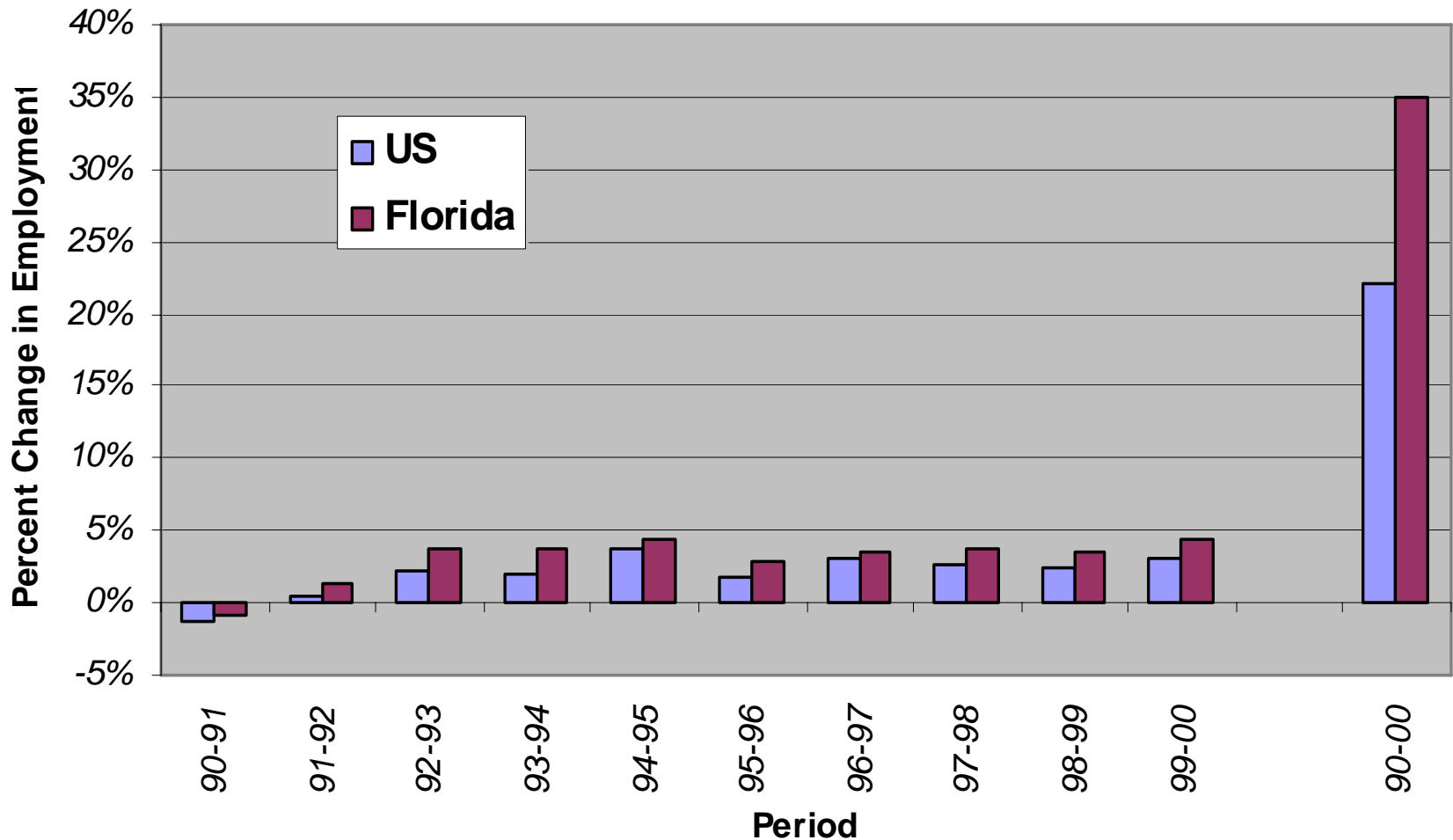
Ongoing Employment Growth



Florida's Employment Growth Outpaced the Nation's throughout the 90s



U.S. and Florida Employment Growth 1990-2000



Florida Population Growth

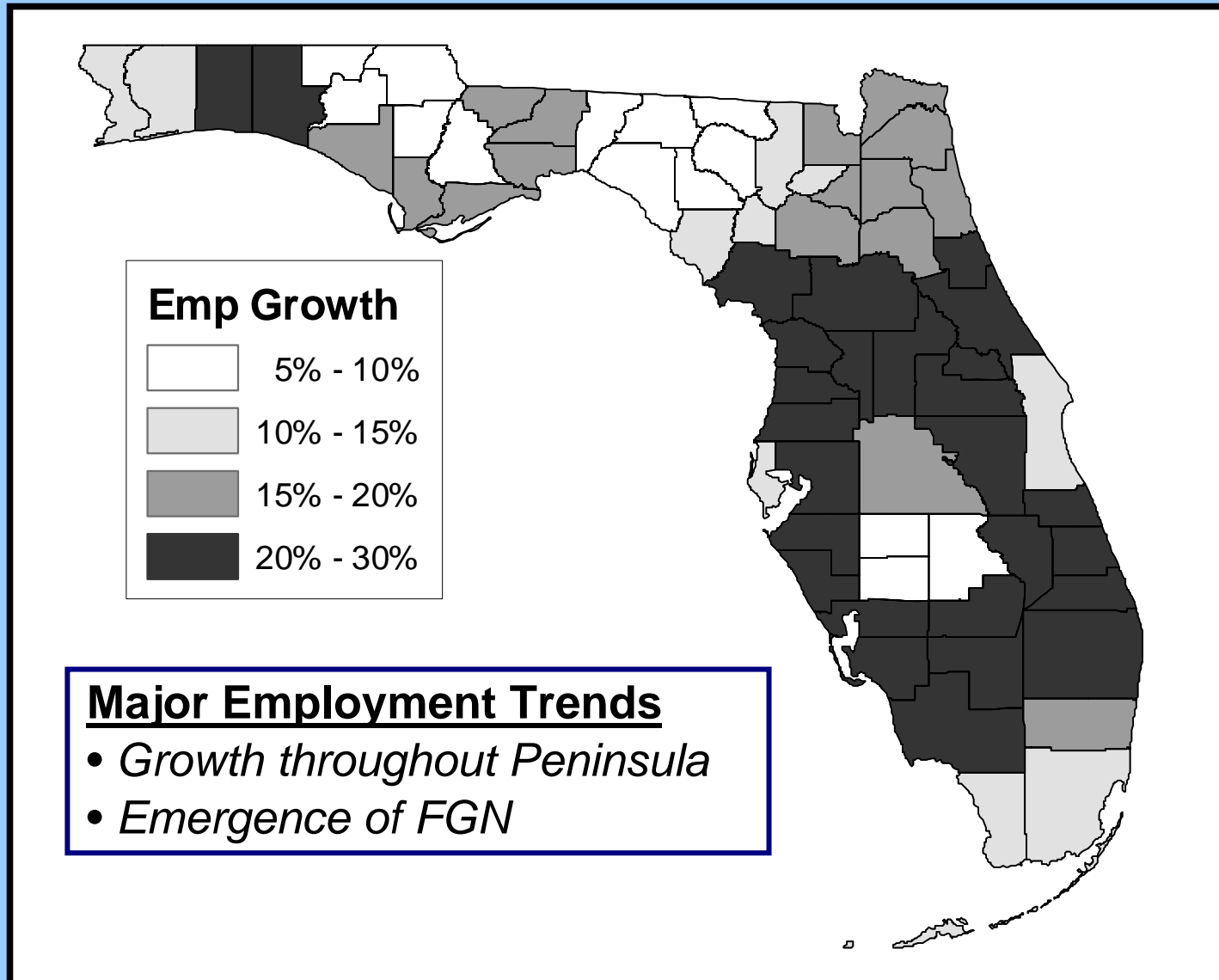


Florida Employment Projections

	2005	2015	
Total Emp	8,323,173	9,887,802	
Pct Change		18.8%	
		<i>Source: AWI</i>	

- The state's official employment forecast predicts roughly 1.5 million new jobs will be created between 2005 and 2015.
- Holding other factors constant, employment-related power demand is projected to increase by upwards of 20% by 2015.

Projected Employment Growth



Growth Rates by Region

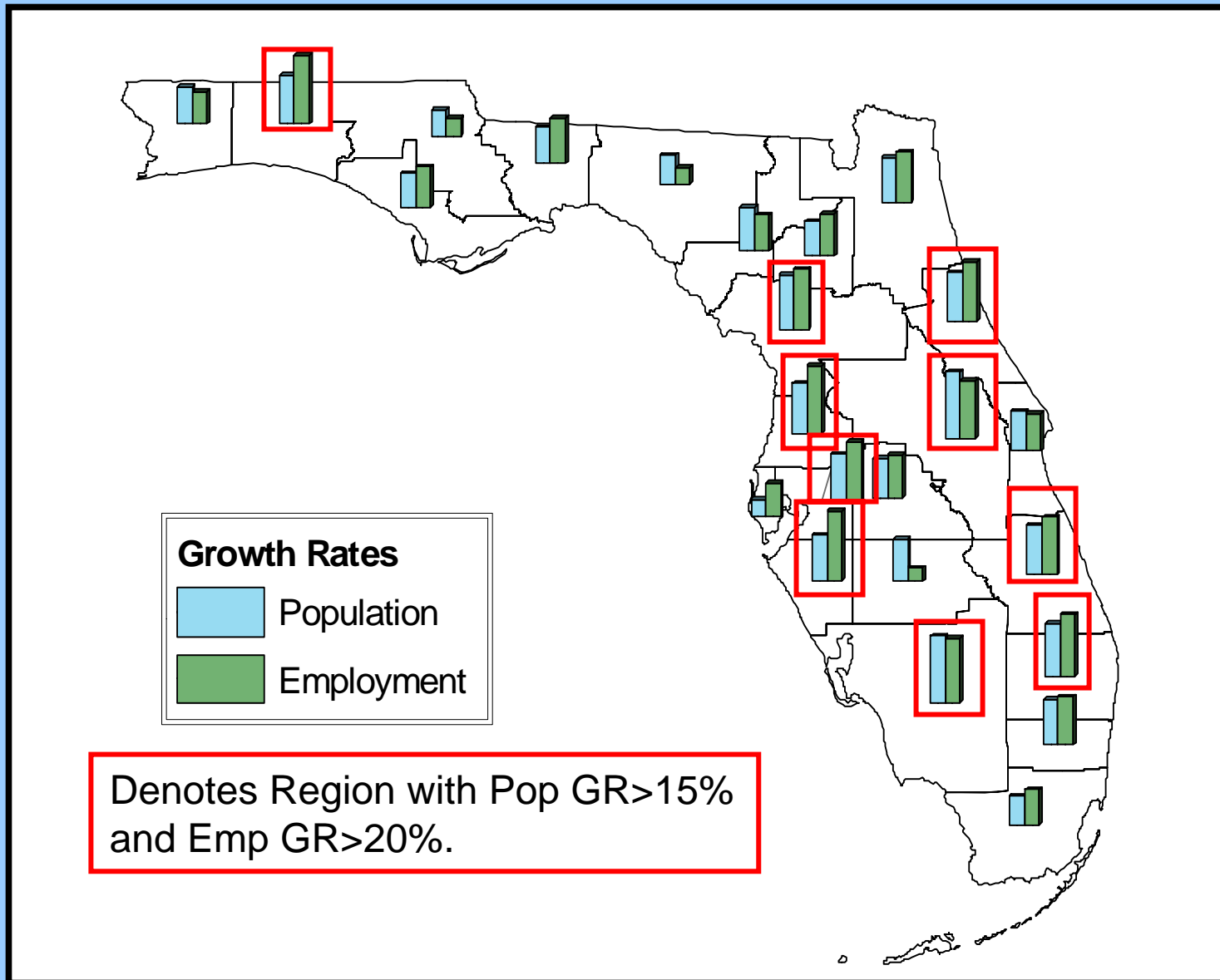


WB Name	Pop	Emp
Escarosa	14.77	12.98
Okal-Walton	19.41	27.63
Chipola	10.34	6.95
Gulf Coast	13.62	16.19
Wplus	14.62	18.32
North Florida	11.54	6.40
Florida Crown	17.54	14.37
Worksource	17.51	19.89
FloridaWorks	13.80	16.82
CLM	21.74	23.98
Flagler/Volusia	19.46	23.54
Central Florida	26.58	22.99

WB Name	Pop	Emp
Brevard	15.98	14.71
Pinellas	6.72	13.29
Hillsborough	18.62	23.55
Hernando/Pasco	20.19	27.03
Polk	15.85	17.06
Suncoast	18.14	27.58
Heartland	17.03	5.35
Treasure Coast	19.84	22.94
Palm Beach	21.05	24.57
Broward	18.17	19.13
South Florida	11.46	14.02
SW Florida	26.81	25.68

Denotes Region with Pop GR>15% and Emp GR>20%.

Growth Rates by Region



The Florida Boom Continues



- *Overall, projections for the state predict nothing but continued growth in Florida.*
- *The real story, however, lies in where this growth will likely be channeled in the coming decades:*
 - *Northern Flow: Lesser growth in Southeast Florida, with growth moving up the Peninsula*
 - *New Suburbia: Suburban counties outside of Orlando and Tampa (Osceola, Pasco, Hernando)*
 - *Florida's Great Northwest: Many "forgotten" Panhandle counties are expected to boom (Walton, Okaloosa, Leon, Wakulla)*